

# **PUBLIC NOTICE**

## **AGENDA**

### **BUDGET WORKSHOP/SPECIAL MEETING**

#### **LOCKHART CITY COUNCIL**

**TUESDAY, JULY 12, 2016**

**CLARK LIBRARY ANNEX-COUNCIL CHAMBERS  
217 SOUTH MAIN STREET, 3<sup>rd</sup> FLOOR  
LOCKHART, TEXAS**

**6:30 P.M.**

**1. CALL TO ORDER**

Mayor Lew White

**2. CITIZENS/VISITORS COMMENTS**

(The purpose of this item is to allow citizens an opportunity to address the City Council on issues that are not on the agenda. No discussion can be carried out on the citizen/visitor comment.)

**3. DISCUSSION/ACTION ITEMS**

- A. Presentation by and discussion with nonprofit organizations requesting contributions from the City of Lockhart for the Fiscal Year 2016-2017 budget. **3-98**
- B. Presentation, discussion and/or action regarding Fiscal Year 2016-2017 proposed budget and related information. **Budget Binder**
- C. Discussion and/or action regarding maintenance, operational and capital budgets and funding possibilities.
- D. Discussion and/or action regarding Budget and Tax Rate Adoption Calendar, if necessary. **99-100**

**4. ADJOURNMENT**

If, during the course of the meeting, any discussion of any item on the agenda should be held in executive or closed session, the City Council will convene in such executive or closed session, in accordance with the provisions of the Government Code, Title 5, Subchapter D to consider one or more matters pursuant to the following:

Section 551.071. Private consultation with its attorney to seek advice about pending or contemplated litigation; and/or settlement offer; (2) and/or a matter in which the duty of the attorney to the government body under the Texas Disciplinary Rules of Professional Conduct of the State of Texas clearly conflicts with this chapter.

Section 551.072. To deliberate the purchase, exchange, lease or value of real property if deliberation in an open meeting would have a detrimental effect on the position of the governmental body in negotiations with a third person.

Section 551.073. To deliberate a negotiated contract for a prospective gift or donation to the state or the governmental body if deliberation in an open meeting would have a detrimental effect on the position of the governmental body in negotiations with a third person.

Section 551.074. To deliberate the appointment, employment, evaluation, reassignment, duties, discipline, or dismissal of a public officer or employee; or to hear a complaint or charge against an officer or employee.

Section 551.076. To deliberate the deployment, or specific occasions for implementation, of security personnel or devices.

Section 551.086. To deliberate vote or take final action on any competitive matters relating to public power utilities.

Section 551.087. To deliberate or discussion regarding commercial or financial information that the governmental body has received from a business prospect that the governmental body seeks to have locate, stay, or expand in or near the territory of the governmental body and with which the governmental body is conducting economic development negotiations; or to deliberate the offer of a financial or other incentive to a business prospect.

Section 551.088. To deliberate a test item or information related to a test item if the governmental body believes that the test item may be included in a test the governmental body administers to individuals who seek to obtain or renew a license or certificate that is necessary to engage in an activity.


After discussion of any matters in executive session, any final action or vote taken will be in public by the City Council.

City Council shall have the right at anytime to seek legal advice in Executive Session from its Attorney on any agenda item, whether posted for Executive Session or not.

I certify that the above notice of meeting was posted on the bulletin board in the Municipal Building, 308 West San Antonio Street, Lockhart, Texas, on the 8<sup>th</sup> day of July 2016 at 8:20 am. I further certify that the following News Media was properly notified of this meeting as stated above: Lockhart Post-Register

*Connie Constancio*

Connie Constancio, TRMC  
City Secretary



Work Session Item # \_\_\_\_\_

Reg. Mtg. Item # \_\_\_\_\_

## CITY OF LOCKHART COUNCIL AGENDA ITEM

<b>CITY SECRETARY'S USE ONLY</b>		Reviewed by Finance	<input checked="" type="checkbox"/> Yes	<input type="checkbox"/> Not Applicable
<input type="checkbox"/> Consent <input type="checkbox"/> Regular <input type="checkbox"/> Statutory		Reviewed by Legal	<input type="checkbox"/> Yes	<input checked="" type="checkbox"/> Not Applicable
<b>Council Meeting Date:</b> July 12, 2016				
Department: Finance			Initials	Date
Department Head: Jeff Hinson		Asst. City Manager		
Dept. Signature: <i>[Signature]</i>		City Manager <i>[Signature]</i>		
Agenda Item Coordinator/Contact (include phone #): Stephanie House., 398-3461, Ext. 229.				
<b>ACTION REQUESTED:</b> <input type="checkbox"/> ORDINANCE <input type="checkbox"/> RESOLUTION <input type="checkbox"/> CHANGE ORDER <input type="checkbox"/> AGREEMENT <input type="checkbox"/> APPROVAL OF BID <input type="checkbox"/> AWARD OF CONTRACT <input type="checkbox"/> CONSENSUS <input checked="" type="checkbox"/> OTHER				
<b>CAPTION</b>				
Discussion and/or action considering presentations by nonprofit organizations requesting contributions from the City for the Fiscal Year 2016-2017 budget.				
<b>FINANCIAL SUMMARY</b>				
<input type="checkbox"/> N/A <input type="checkbox"/> GRANT FUNDS <input type="checkbox"/> OPERATING EXPENSE <input type="checkbox"/> REVENUE <input type="checkbox"/> CIP <input checked="" type="checkbox"/> BUDGETED <input type="checkbox"/> NON-BUDGETED				
FISCAL YEAR:	PRIOR YEAR (CIP ONLY)	CURRENT YEAR	FUTURE YEARS (FY 2016-2017)	TOTALS
Budget		\$25,276.00	\$25,276.00	
Budget Amendment Amount				
Encumbered/Expended Amount				
This Item				
BALANCE		\$25,276.00	\$25,276.00	
<b>FUND(S): General Fund</b>				
<b>SUMMARY OF ITEM</b>				
Letters were sent to organizations on June 17, 2016 requesting a short presentation to council to include: 1) the mission and benefit of the organization, 2) the current financial statements, 3) how the previous year's contribution from the City was spent, and 4) the requested amount for the 2016-2017 budget year and how those funds will be spent. (A letter was also sent on June 28, 2016 changing the date of the presentation.)				
<b>STAFF RECOMMENDATION</b>				
Staff requests that council make decisions concerning funding during a future council meeting.				
List of Supporting Documents: -History of past contributions. -Format of letter sent to nonprofits. -Format of 2 <sup>nd</sup> letter changing date of presentation. -Presentation packets from each entity.		Other Departments, Boards, Commissions or Agencies:		

**City of Lockhart**  
**Historical Summary of Contributions to Non-Profit Organizations**

	FY 11-12	FY 12-13	FY 13-14	FY 14-15	FY 15-16	FY 16-17 Request
(1) Caldwell County Medical Assist (CCMAT) —	2,476			-		
CARTS 7-15	4,000	4,534.50	4,534.50	5,044.36	5,044.36	6,000.00
Hays-Caldwell Women's Center 16-27	2,500	3,034.50	3,034.50	3,544.36	3,544.36	13,100.00
Hays-Caldwell Council on Alcohol & Drug Abuse 28-50	1,000	1,534.50	1,534.50	2,044.36	2,044.36	11,000.00
Combined Community Action-Sr. Nutrition 51-64	4,500	5,034.50	5,034.50	5,544.36	5,544.36	8,000.00
(2) Combined Community Action-Homemaker —	1,800	-	-			
Lockhart Area Senior Citizen Center 65-69	2,000	2,534.50	2,534.50	3,009.86	3,009.86	3,500.00
CASA of Central Texas, Inc. 70-87	2,000	2,534.50	2,534.50	3,044.36	3,044.36	6,500.00
Caldwell County Christian Ministries 88-98	2,000	2,534.50	2,534.50	3,044.36	3,044.36	3,044.36
(3) Community Health Coalition of Caldwell County —	3,000	3,534.50	3,534.50	-	-	
Contingency				-		
<b>Totals</b>	<b>\$ 25,276</b>	<b>25,276.00</b>	<b>25,276.00</b>	<b>25,276.02</b>	<b>25,276.02</b>	<b>51,144.36</b>

FY 16-17 Budget in City Council Dept. : 25,276

- (1) CCMAT has disbanded.
- (2) The Homemaker Program is no longer active.
- (3) The Community Health Coalition is no longer active.

(Sample Letter sent to non-profit entities.)

June 17, 2016

\_\_\_\_\_  
\_\_\_\_\_  
\_\_\_\_\_

Dear \_\_\_\_\_:

Non-profit organizations requesting City contributions are asked to make a short presentation to the City Council during the meeting on Tuesday, July 19, 2016. The presentation should include:

- 1) The mission and benefit of your organization.
- 2) Current financial statements.
- 3) How the previous year's contributions from the City (if any) have been spent.
- 4) The requested amount for the 2016-2017 budget year and how those funds will be spent.

Please include in your package a copy of your 501(c)(3) Certificate of Exemption from the Internal Revenue Service and a copy of your certification from the Secretary of State indicating that you are a non-profit organization. If you cannot supply these, you will not be considered for a contribution from the City.

It will only be necessary to submit one copy of the package you wish to present to council. Be sure to include the amount of your request in this package, and please have this in my office by Wednesday, July 13, 2016. Your information will be included in the council's agenda package for the July 19<sup>th</sup> meeting, so it will not be necessary to bring any additional copies on the day of the meeting.

The workshop where you will be giving your presentations will start at 6:30 P.M. Our council chambers are located on the 3<sup>rd</sup> floor of the Masonic Building adjacent to and north of our historic library on 217 S. Main.

Should you have any questions, please call me at 398-3461, Ext. 229.

Sincerely,

Stephanie House  
Controller

[This is the second letter (sent on city letterhead) to the non-profits, indicating the change of date for the presentation.]

June 28, 2016

To: All Non-Profit Entities Requesting Distributions for FY 16-17

I've just been informed that the nonprofit entities will be making their presentations before council on Tuesday, July 12<sup>th</sup> rather than on Tuesday, July 19<sup>th</sup>. Please have your packets to me before noon on Wednesday, July 6<sup>th</sup>.

The workshop where you will be giving your presentations will start at 6:30 P.M. Our council chambers are located on the 3<sup>rd</sup> floor of the Masonic Building adjacent to and north of our historic library on 217 S. Main.

I apologize for any inconvenience this may have caused. Should you have any questions, please call me at 398-3461, Ext. 229. Please send an email to me at [shouse@lockhart-tx.org](mailto:shouse@lockhart-tx.org) to confirm that you have received this notice.

Sincerely,

Stephanie House  
Controller

CAPITAL AREA RURAL TRANSPORTATION  
SYSTEM (CARTS)

REQUEST: \$6,000



## Capital Area Rural Transportation System

# City of Lockhart Funding Request for FY17

### Mission Statement

Provide reliable, friendly, affordable transportation services to every customer, enhancing their quality of life by allowing them to maintain their independence. Our focus is on cost effectiveness and efficiency through the development of new and innovative technologies.

### Benefits to the Community

Transportation is a vital need that everyone must have in order to access health care, employment, shopping and opportunities for social activities. The funding received from the City of Lockhart supports CARTS and allows us to preserve the existing transportation network and prevents citizens from becoming isolated and without service and also provides economic opportunities for the community. CARTS services are provided regardless of age, income, or disability.

CARTS services are provided to the general public. Anyone can ride the bus. The elderly (age 65+) and persons with disabilities can ride for a reduced fare. Elderly persons are only required to present an ID while persons with disability must complete an intake form as required by the American with Disability Act.

The majority of persons who utilize CARTS are elderly, persons with disabilities and others who do not have access to a vehicle. CARTS fares also make it affordable for elderly, low income persons and for the general public to ride as well.

Ridership (January 2015- December 2015)	
Local Lockhart (Country Bus)	10,525
Lockhart to Austin, San Marcos, Luling and other location	5,668
Interurban (Unscheduled)	808
<b>Total Trips</b>	<b>17,001</b>

Previous Year's Contributions were spent to provide transportation:

### **Services Provided**



CARTS provides public transportation service to the general public. Service provided is curb-to-curb demand respond picking persons at their home and transporting them directly to the destination of their choice. Out-of-area transportation is provided into Austin, San Marcos, San Antonio, Kyle and Luling.



CARTS Interurban Route which started in January provides service from Luling & Lockhart with connecting stops at Austin VA, CARTS Headquarters and Greyhound Bus lines in Austin. This service will allow persons to access these destinations along with providing connections to CARTS other Interurban routes going into San Marcos, Round Rock, Georgetown and Burnet County.



CARTS also has a fixed route service from Lockhart on Tuesdays and Thursdays to San Marcos CARTS Station and Hays/Seton Medical Center in Kyle.

CARTS has been engaging the public through public meetings, rider survey's and other means to get current customers and potential customers feedback on how CARTS is doing and where best to direct its assets to ensure a transportation network that effectively moves riders "where people want to go." CARTS schedules are attached.

### **Funding Request**

CARTS is requesting \$6,000 to be included in the City's Budget. This amount is used to match the federal dollars provided to CARTS for public transportation. The funding is used in the "operations" portion of our budget. This includes expenses such as fuel/oil, driver salaries and vehicle maintenance.

***We thank you for your assistance in the past and look forward to working with you in these challenging times.***



**Submitted by:  
Capital Area Rural Transportation System (CARTS)  
2010 E. 6<sup>th</sup> Street  
Austin, TX 78702**



# Country Bus Schedule



Effective date January 1, 2008  
CAPITAL AREA RURAL TRANSPORTATION SYSTEM

CARTS RIDE LINE 1-800-486-RIDE (7433) TOLL FREE

**CALDWELL COUNTY**

RIDES ARE SCHEDULED MONDAY-FRIDAY FROM 8:00 AM TO 4:00 PM / 24 HOURS ADVANCE NOTICE RECOMMENDED  
LOCAL VEHICLES SERVE NEIGHBORING TOWNS SO LOCAL RIDE TIMES MAY VARY

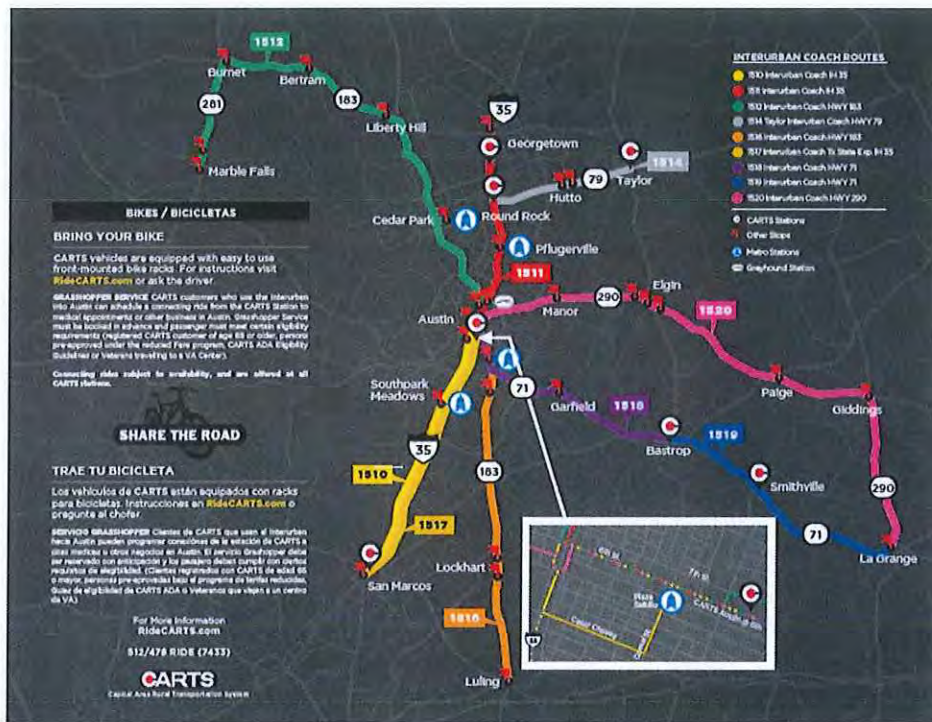
Community Served	Destination	Route Day	Departure	Return	One-Way Fare	Reduced Fare*
DALE	To: San Marcos	Monday & Friday	7:30a	12:00p	\$6.00	\$3.00
	To: Lockhart	Monday & Friday	7:30a	12:00p	\$4.00	\$2.00
FENTRESS	To: San Marcos	Thursday	9:00a	12:00p	\$6.00	\$3.00
	To: Lockhart	Monday	9:00a	1:00p	\$4.00	\$2.00
	To: Luling	Friday	9:00a	12:00p	\$4.00	\$2.00
LOCKHART	Local Service	Monday thru Friday	8:00a to 4:30p		\$2.00	\$1.00
	To: Austin	Tuesday & Thursday	8:45p	2:00p	\$6.00	\$3.00
	To: San Antonio	1st & 3rd Friday	7:30a	2:00p	\$6.00	\$3.00
	To: San Marcos	Monday, Wednesday & Friday	8:00a & 2:00p	12:00a & 3:00p	\$6.00	\$3.00
	To: Luling	Tuesday & Thursday	9:00a	1:00p	\$4.00	\$3.00
LULING	Local Service	Monday thru Friday	8:00a to 4:30p		\$2.00	\$1.00
	To: Austin	Tuesday & Thursday	8:00a	2:00p	\$6.00	\$3.00
	To: Lockhart	Tuesday & Thursday	8:00a	2:00p	\$4.00	\$2.00
	To: San Marcos	Thursday	9:00a	12:00p	\$6.00	\$3.00
	To: Seguin	Wednesday	9:00a	12:00p	\$6.00	\$3.00
	To: San Antonio	1st & 3rd Friday	7:30a	2:00p	\$6.00	\$3.00
	To: Lockhart	2nd & 4th Thursday	8:45a	1:00p	\$4.00	\$2.00
LYTTON SPRINGS	To: Austin	Monday & Wednesday	8:15a	2:00p	\$6.00	\$3.00
	To: San Marcos	Monday, Wednesday & Friday	9:15a	3:00p	\$6.00	\$3.00
	To: Lockhart	Wednesday	11:30a	2:00a	\$4.00	\$2.00
MAXWELL	To: Austin	Tuesday & Thursday	8:30a	2:00p	\$6.00	\$3.00
	To: San Marcos	Monday, Wednesday & Friday	9:30a	3:00p	\$6.00	\$3.00
	To: Lockhart	Wednesday	11:30a	2:00p	\$4.00	\$2.00
	To: Lockhart	Wednesday	11:30a	2:00p	\$4.00	\$2.00
McMAHAN	To: Lockhart	1st and 3rd Monday	8:45a	12:00p	\$4.00	\$2.00
McNEIL	To: Lockhart	Monday	9:00a	12:00p	\$4.00	\$2.00
	To: Luling	Friday	9:00a	12:00p	\$4.00	\$2.00
MENDOZA	To: Lockhart	2nd & 4th Thursday	8:30a	1:00p	\$4.00	\$2.00
NEIDERLAND	To: San Marcos	Tuesday & Thursday	9:00a	12:00p	\$6.00	\$3.00
	To: Lockhart	2nd & 4th Thursday	8:30a	1:00p	\$4.00	\$2.00
PRAIRIE LEA	To: Luling	Friday	9:00a	12:00p	\$4.00	\$2.00
	To: San Marcos	Thursday	9:00a	12:00p	\$6.00	\$3.00
REEDVILLE	To: San Marcos	Monday, Wednesday & Friday	8:30a	12:00p	\$6.00	\$3.00
	To: Austin	Monday & Wednesday	8:00a	2:00p	\$6.00	\$3.00
STARTOWN	To: Luling	Friday	9:00a	12:00p	\$4.00	\$2.00
	To: San Marcos	Thursday	9:00a	12:00p	\$6.00	\$3.00
UHLAND	To: Lockhart	2nd and 4th Tuesday	8:30a	1:00p	\$4.00	\$2.00

\*Reduced Fare: Seniors, Persons with Disabilities, and Children Under 12





# Interurban Schedule and Map



YELLOW ROUTE - HWY 35	
1515 INTERURBAN COACH SOUTH HWY 35	
Bike Southbound & Northbound	
Southbound Austin to San Marcos	
CARTS Austin	8:00a 10:00a 1:00p 4:00p
Burnet	8:15a 10:15a 1:15p 4:15p
Bertram	8:30a 10:30a 1:30p 4:30p
Liberty Hill	8:45a 10:45a 1:45p 4:45p
Cedar Park	9:00a 11:00a 1:50p 4:50p
Round Rock	9:15a 11:15a 2:00p 5:00p
Hutto	9:30a 11:30a 2:15p 5:15p
Taylor	9:45a 11:45a 2:30p 5:30p
Georgetown	10:00a 12:00p 2:45p 5:45p
San Marcos	10:15a 12:15p 3:00p 5:50p
Northbound San Marcos to Austin	
CARTS Austin	8:00a 10:00a 1:00p 4:00p
Burnet	8:15a 10:15a 1:15p 4:15p
Bertram	8:30a 10:30a 1:30p 4:30p
Liberty Hill	8:45a 10:45a 1:45p 4:45p
Cedar Park	9:00a 11:00a 1:50p 4:50p
Round Rock	9:15a 11:15a 2:00p 5:00p
Hutto	9:30a 11:30a 2:15p 5:15p
Taylor	9:45a 11:45a 2:30p 5:30p
Georgetown	10:00a 12:00p 2:45p 5:45p
San Marcos	10:15a 12:15p 3:00p 5:50p

Connects with 1515 Cap Metro 1515 at Georgetown and all stops make drop-off connections with all CARTS services at Southbound Station

1515 Cap Metro 1515 provides connections with all CARTS services at Southbound Station

GREEN ROUTE - HWY 1512	
1512 INTERURBAN COACH HWY 1512	
Bike Eastbound & Westbound	
Eastbound Austin to North Austin	
CARTS Austin	8:00a 10:00a
Burnet	8:15a 10:15a
Bertram	8:30a 10:30a
Liberty Hill	8:45a 10:45a
Cedar Park	9:00a 11:00a
Round Rock	9:15a 11:15a
Hutto	9:30a 11:30a
Taylor	9:45a 11:45a
Georgetown	10:00a 12:00a
San Marcos	10:15a 12:15a
Westbound North Austin to Austin	
CARTS Austin	8:00a 10:00a
Burnet	8:15a 10:15a
Bertram	8:30a 10:30a
Liberty Hill	8:45a 10:45a
Cedar Park	9:00a 11:00a
Round Rock	9:15a 11:15a
Hutto	9:30a 11:30a
Taylor	9:45a 11:45a
Georgetown	10:00a 12:00a
San Marcos	10:15a 12:15a

Connects with 1515 Cap Metro 1515 at Georgetown and all stops make drop-off connections with all CARTS services at Southbound Station

1515 Cap Metro 1515 provides connections with all CARTS services at Southbound Station

ORANGE ROUTE - HWY 1516	
1516 INTERURBAN COACH HWY 1516	
Bike Westbound & Eastbound	
Westbound Luling to Austin	
CARTS Austin	8:00a 10:00a 2:00p
Burnet	8:15a 10:15a 2:15p
Bertram	8:30a 10:30a 2:30p
Liberty Hill	8:45a 10:45a 2:45p
Cedar Park	9:00a 11:00a 2:50p
Round Rock	9:15a 11:15a 3:00p
Hutto	9:30a 11:30a 3:15p
Taylor	9:45a 11:45a 3:30p
Georgetown	10:00a 12:00p 3:45p
San Marcos	10:15a 12:15p 4:00p
Eastbound Austin to Luling	
CARTS Austin	8:00a 10:00p 3:00p
Burnet	8:15a 10:15p 3:15p
Bertram	8:30a 10:30p 3:30p
Liberty Hill	8:45a 10:45p 3:45p
Cedar Park	9:00a 11:00p 3:50p
Round Rock	9:15a 11:15p 4:00p
Hutto	9:30a 11:30p 4:15p
Taylor	9:45a 11:45p 4:30p
Georgetown	10:00a 12:00p 4:45p
San Marcos	10:15a 12:15p 4:50p

Connects with 1515 Cap Metro 1515 at Georgetown and all stops make drop-off connections with all CARTS services at Southbound Station

1515 Cap Metro 1515 provides connections with all CARTS services at Southbound Station

PURPLE ROUTE - HWY 1519	
1519 INTERURBAN COACH HWY 1519	
Bike Westbound & Eastbound	
Westbound Riney to Austin	
CARTS Austin	8:00a 10:00a 2:00p 4:00p
Burnet	8:15a 10:15a 2:15p 4:15p
Bertram	8:30a 10:30a 2:30p 4:30p
Liberty Hill	8:45a 10:45a 2:45p 4:45p
Cedar Park	9:00a 11:00a 2:50p 4:50p
Round Rock	9:15a 11:15a 3:00p 5:00p
Hutto	9:30a 11:30a 3:15p 5:15p
Taylor	9:45a 11:45a 3:30p 5:30p
Georgetown	10:00a 12:00p 3:45p 5:45p
San Marcos	10:15a 12:15p 4:00p 5:50p
Eastbound Austin to Riney	
CARTS Austin	8:00a 10:00a 3:00p 5:00p
Burnet	8:15a 10:15a 3:15p 5:15p
Bertram	8:30a 10:30a 3:30p 5:30p
Liberty Hill	8:45a 10:45a 3:45p 5:45p
Cedar Park	9:00a 11:00a 3:50p 5:50p
Round Rock	9:15a 11:15p 4:00p 6:00p
Hutto	9:30a 11:30p 4:15p 6:15p
Taylor	9:45a 11:45p 4:30p 6:30p
Georgetown	10:00a 12:00p 4:45p 6:45p
San Marcos	10:15a 12:15p 4:50p 6:50p

Connects with 1519 Cap Metro 1519 at Georgetown and all stops make drop-off connections with all CARTS services at Southbound Station

1519 Cap Metro 1519 provides connections with all CARTS services at Southbound Station

BLUE ROUTE - HWY 1519	
1519 INTERURBAN COACH HWY 1519	
Bike Westbound & Eastbound	
Westbound La Grange to Austin	
CARTS Austin	8:00a 10:00a 2:00p 4:00p
Burnet	8:15a 10:15a 2:15p 4:15p
Bertram	8:30a 10:30a 2:30p 4:30p
Liberty Hill	8:45a 10:45a 2:45p 4:45p
Cedar Park	9:00a 11:00a 2:50p 4:50p
Round Rock	9:15a 11:15a 3:00p 5:00p
Hutto	9:30a 11:30a 3:15p 5:15p
Taylor	9:45a 11:45a 3:30p 5:30p
Georgetown	10:00a 12:00p 3:45p 5:45p
San Marcos	10:15a 12:15p 4:00p 5:50p
Eastbound Austin to La Grange	
CARTS Austin	8:00a 10:00a 3:00p 5:00p
Burnet	8:15a 10:15a 3:15p 5:15p
Bertram	8:30a 10:30a 3:30p 5:30p
Liberty Hill	8:45a 10:45a 3:45p 5:45p
Cedar Park	9:00a 11:00a 3:50p 5:50p
Round Rock	9:15a 11:15p 4:00p 6:00p
Hutto	9:30a 11:30p 4:15p 6:15p
Taylor	9:45a 11:45p 4:30p 6:30p
Georgetown	10:00a 12:00p 4:45p 6:45p
San Marcos	10:15a 12:15p 4:50p 6:50p

Connects with 1519 Cap Metro 1519 at Georgetown and all stops make drop-off connections with all CARTS services at Southbound Station

1519 Cap Metro 1519 provides connections with all CARTS services at Southbound Station

RED ROUTE - HWY 1515	
1515 INTERURBAN COACH HWY 1515	
Bike Southbound & Northbound	
Southbound Georgetown to Austin	
CARTS Austin	8:00a 10:00a
Burnet	8:15a 10:15a
Bertram	8:30a 10:30a
Liberty Hill	8:45a 10:45a
Cedar Park	9:00a 11:00a
Round Rock	9:15a 11:15a
Hutto	9:30a 11:30a
Taylor	9:45a 11:45a
Georgetown	10:00a 12:00p
Northbound Austin to Georgetown	
CARTS Austin	8:00a 10:00a
Burnet	8:15a 10:15a
Bertram	8:30a 10:30a
Liberty Hill	8:45a 10:45a
Cedar Park	9:00a 11:00a
Round Rock	9:15a 11:15a
Hutto	9:30a 11:30a
Taylor	9:45a 11:45a
Georgetown	10:00a 12:00p

Connects with 1515 Cap Metro 1515 at Georgetown and all stops make drop-off connections with all CARTS services at Southbound Station

GREEN ROUTE - HWY 1512	
1512 INTERURBAN COACH HWY 1512	
Bike Eastbound & Westbound	
Eastbound Austin to North Austin	
CARTS Austin	8:00a 10:00a
Burnet	8:15a 10:15a
Bertram	8:30a 10:30a
Liberty Hill	8:45a 10:45a
Cedar Park	9:00a 11:00a
Round Rock	9:15a 11:15a
Hutto	9:30a 11:30a
Taylor	9:45a 11:45a
Georgetown	10:00a 12:00p
San Marcos	10:15a 12:15p
Westbound North Austin to Austin	
CARTS Austin	8:00a 10:00a
Burnet	8:15a 10:15a
Bertram	8:30a 10:30a
Liberty Hill	8:45a 10:45a
Cedar Park	9:00a 11:00a
Round Rock	9:15a 11:15a
Hutto	9:30a 11:30a
Taylor	9:45a 11:45a
Georgetown	10:00a 12:00p
San Marcos	10:15a 12:15p

Connects with 1512 Cap Metro 1512 at Georgetown and all stops make drop-off connections with all CARTS services at Southbound Station

ORANGE ROUTE - HWY 1516	
1516 INTERURBAN COACH HWY 1516	
Bike Westbound & Eastbound	
Westbound Luling to Austin	
CARTS Austin	8:00a 10:00a 2:00p
Burnet	8:15a 10:15a 2:15p
Bertram	8:30a 10:30a 2:30p
Liberty Hill	8:45a 10:45a 2:45p
Cedar Park	9:00a 11:00a 2:50p
Round Rock	9:15a 11:15a 3:00p
Hutto	9:30a 11:30a 3:15p
Taylor	9:45a 11:45a 3:30p
Georgetown	10:00a 12:00p 3:45p
San Marcos	10:15a 12:15p 4:00p
Eastbound Austin to Luling	
CARTS Austin	8:00a 10:00p 3:00p
Burnet	8:15a 10:15p 3:15p
Bertram	8:30a 10:30p 3:30p
Liberty Hill	8:45a 10:45p 3:45p
Cedar Park	9:00a 11:00p 3:50p
Round Rock	9:15a 11:15p 4:00p
Hutto	9:30a 11:30p 4:15p
Taylor	9:45a 11:45p 4:30p
Georgetown	10:00a 12:00p 4:45p
San Marcos	10:15a 12:15p 4:50p

Connects with 1516 Cap Metro 1516 at Georgetown and all stops make drop-off connections with all CARTS services at Southbound Station

PURPLE ROUTE - HWY 1519	
1519 INTERURBAN COACH HWY 1519	
Bike Westbound & Eastbound	
Westbound Riney to Austin	
CARTS Austin	8:00a 10:00a 2:00p 4:00p
Burnet	8:15a 10:15a 2:15p 4:15p
Bertram	8:30a 10:30a 2:30p 4:30p
Liberty Hill	8:45a 10:45a 2:45p 4:45p
Cedar Park	9:00a 11:00a 2:50p 4:50p
Round Rock	9:15a 11:15a 3:00p 5:00p
Hutto	9:30a 11:30a 3:15p 5:15p
Taylor	9:45a 11:45a 3:30p 5:30p
Georgetown	10:00a 12:00p 3:45p 5:45p
San Marcos	10:15a 12:15p 4:00p 5:50p
Eastbound Austin to Riney	
CARTS Austin	8:00a 10:00a 3:00p 5:00p
Burnet	8:15a 10:15a 3:15p 5:15p
Bertram	8:30a 10:30a 3:30p 5:30p
Liberty Hill	8:45a 10:45a 3:45p 5:45p
Cedar Park	9:00a 11:00a 3:50p 5:50p
Round Rock	9:15a 11:15p 4:00p 6:00p
Hutto	9:30a 11:30p 4:15p 6:15p
Taylor	9:45a 11:45p 4:30p 6:30p
Georgetown	10:00a 12:00p 4:45p 6:45p
San Marcos	10:15a 12:15p 4:50p 6:50p

Connects with 1519 Cap Metro 1519 at Georgetown and all stops make drop-off connections with all CARTS services at Southbound Station

BLUE ROUTE - HWY 1519	
1519 INTERURBAN COACH HWY 1519	
Bike Westbound & Eastbound	
Westbound La Grange to Austin	
CARTS Austin	8:00a 10:00a 2:00p 4:00p
Burnet	8:15a 10:15a 2:15p 4:15p
Bertram	8:30a 10:30a 2:30p 4:30p
Liberty Hill	8:45a 10:45a 2:45p 4:45p
Cedar Park	9:00a 11:00a 2:50p 4:50p
Round Rock	9:15a 11:15a 3:00p 5:00p
Hutto	9:30a 11:30a 3:15p 5:15p
Taylor	9:45a 11:45a 3:30p 5:30p
Georgetown	10:00a 12:00p 3:45p 5:45p
San Marcos	10:15a 12:15p 4:00p 5:50p
Eastbound Austin to La Grange	
CARTS Austin	8:00a 10:00a 3:00p 5:00p
Burnet	8:15a 10:15a 3:15p 5:15p
Bertram	8:30a 10:30a 3:30p 5:30p
Liberty Hill	8:45a 10:45a 3:45p 5:45p
Cedar Park	9:00a 11:00a 3:50p 5:50p
Round Rock	9:15a 11:15p 4:00p 6:00p
Hutto	9:30a 11:30p 4:15p 6:15p
Taylor	9:45a 11:45p 4:30p 6:30p
Georgetown	10:00a 12:00p 4:45p 6:45p
San Marcos	10:15a 12:15p 4:50p 6:50p

Connects with 1519 Cap Metro 1519 at Georgetown and all stops make drop-off connections with all CARTS services at Southbound Station

RideCARTS.com 512/478 RIDE (7433)

Find best stop locations and addresses available on our website RideCARTS.com/Findable



**COUNTRY  
BUS**

Effective March 31, 2014

## CAPITAL AREA RURAL TRANSPORTATION SYSTEM

**CARTS RIDE LINE 1-800-456-RIDE (7433) TOLL FREE**

**CALDWELL/HAYS COUNTY**

CARTS (Capital Area Rural Transportation System) is adding new service to its Country Bus Route 403. The communities of Lockhart and Luling will now have local service to the Seton Medical Center Hays in Kyle and service to our San Marcos CARTS Station where they can make connections to local routes, CARTS Interurban Routes, Greyhound and Amtrak on Tuesdays and Thursdays.

Westbound	Morning	Mid-Day	Afternoon
 Downtown Luling American Legion Post 177 215 E. Davis St.	8:10a	11:50a	2:25p
Wal-Mart Lockhart 1904 S. Colorado St.	8:25a	12:05p	2:40p
San Marcos Station 338 S. Guadalupe	9:00a	12:40p	3:00p
Seton Med. Ctr. Hays 6001 Kyle Parkway	9:25a	1:05p	3:25p
Eastbound	Morning	Mid-Day	Afternoon
Seton Med. Ctr. Hays 6001 Kyle Parkway	9:25a	1:05p	3:25p
San Marcos Station 338 S. Guadalupe	9:50a	1:30p	3:50p
Wal-Mart Lockhart 1904 S. Colorado St.	10:25a	2:05p	4:25p
 Downtown Luling American Legion Post 177 215 E. Davis St.	10:40a	2:20p	4:40p
<p><b>Zone 1 - Local/Intra-County \$2.00</b> * Trips wholly within one county or on a Metro Connector Route</p> <p><b>Zone 2 - Regional/Inter-County \$4.00</b> * Trips anywhere in the CARTS district</p> <p><b>Regional/All Day Pass \$6.00 (all day)</b> Ride all day on any Interurban or Metro Connector Route</p> <ul style="list-style-type: none"> <li>• Zone 1 and Zone 2 fares quoted are one-way fares</li> <li>• Registered CARTS customers 65 and older and persons with disabilities are eligible for half-fares</li> </ul> <p> <b>INTERURBAN COACH ROUTE</b></p>			

For more Information visit our website at [RideCARTS.com](http://RideCARTS.com)



Annual Budget  
FY 2016

Expenses

Payroll Expenditures	\$6,592,020
Fuel	\$1,187,675
Veh Maint	\$1,025,628
Insurance	\$245,000
Other Maint & Repair	\$222,000
Radio Communication	\$50,000
Utilities	\$120,000
Purchased Transportation	\$0
Telephone	\$210,000
Office	\$62,500
Office Equipment	\$20,000
Planning/Technology	\$264,400
Marketing	\$50,000
Professional Fees/Orgs	\$10,000
Other Expenditures	\$115,500
Travel	\$10,577
Capital Outlay	\$7,185,664
Commission Sales ICB	\$84,000

Operations: \$10,269,300

Capital: \$7,185,664

**TOTAL: \$17,454,964**

Revenues

TxDOT 5311 Formula Funds FY15	\$1,310,897
TxDOT 5311 Formula Funds FY16	\$505,874
TxDOT RTAP	\$19,000
TxDOT 5311F ICB	\$1,129,100
TxDOT Rural State Formula Funds plus CAF FY16	\$751,217
TxDOT 5311 Discretionary Capital, THL OPS	\$500,000
TxDOT Planning Elgin Station	\$100,000
TxDOT SGR /5339 Rural Discretionary Bus Capital 14-15	\$346,818
TxDOT 5310 Bus Capital 14-15	\$261,200
CMTA ILA RMA 1517,990,271,214,237, GT/Kyle Urban	\$2,160,535
CMTA JARC BSTP Shelters	\$50,000
CMTA JARC/NF IU Shelters	\$45,600
FTA 5307 SM STP-MM Capital	\$3,280,000
TxDOT SM Urban State Formula Funds FY16	\$182,057
TxDOT SGR /5339 SM Discretionary Capital 14-15	\$172,581
TxDOT 5310 SM 14	\$85,000
FTA 5307 SM FY15-16	\$809,520
Purchased Medical Transport	\$2,450,000
Title 3 AOA/CAPCOG	\$100,000
Local Governments	\$660,000
Additional Contract Revenue	\$30,000
Intercity Bus Commission Sales	\$84,000
Fares	\$220,000
CARTS THL Construction Fund	\$2,000,000
Undetermined Capital	\$201,565

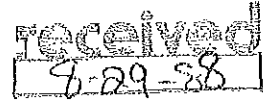
**TOTAL: \$17,454,964**



BOB BULLOCK  
Comptroller

COMPTROLLER OF PUBLIC ACCOUNTS  
STATE OF TEXAS  
AUSTIN, 78774

August 25, 1988



Ms. Edna Burrough  
Capitol Area Rural Transportation System (CARTS)  
5021 East 1st Street  
Austin, Texas 78702

Dear Ms. Burrough:

Your organization meets the requirements for exemption from the state sales tax. It may issue an exemption certificate in lieu of the limited sales, excise and use tax on taxable purchases that relate to the purpose of the exempted organization and that are not used for the personal benefit of a stockholder or individual.

The exemption certificate does not require a number to be valid and it may be locally reproduced in any quantity.

If your organization changes its name or address, you are required to notify us.

If we can be of further assistance, please write to us or call toll free from anywhere in Texas at 1-800-252-5555. Our regular number is 512/463-4600.

Sincerely,

Harry F. Rogers  
Exempt Organizations

HFR:SM13/ea/780

Enclosure



# CAPITAL AREA RURAL TRANSPORTATION SYSTEM

## BOARD OF DIRECTORS

### BASTROP COUNTY

Gary "Bubba" Snowden, Commissioner  
Bastrop County, Precinct 4  
391 Pleasant Grove Rd  
Elgin, TX 78621  
(512)517-2338 (c)  
bubba.snowden@co.bastrop.tx.us

### BLANCO COUNTY

Paul Granberg, Commissioner  
Blanco County, Precinct 4  
Post Office Box 942  
Blanco, TX 78606  
(830)833-1077 (o)  
(830)385-4195 (c)  
blcomm4@txwinet.com

### BURNET COUNTY

Ronny Hibler, Commissioner  
Burnet County, Precinct 3  
220 South Pierce  
Burnet, TX 78611  
(830)798-3737(c)  
ronnyhibler@gmail.com

### CALDWELL COUNTY

Neto Madrigal, Commissioner  
Caldwell County, Precinct 3  
110 South Main St  
Lockhart, TX 78644  
(512)398-1808 (o)  
(512)227-5904 (c)  
ccp3madrigal@yahoo.com

### FAYETTE COUNTY

Harvey Berckenhoff, Commissioner  
Fayette County, Precinct 3  
P.O. Box 393  
Flatonia, TX 78941  
(361)865-3524 (o)  
(979)968-8621 (fax)  
Harvey.berckenhoff@co.fayette.tx.us

### HAYS COUNTY

Debbie Ingalsbe, Commissioner  
Hays County, Precinct 1  
111 E. San Antonio, Ste. 204  
San Marcos, TX 78666  
(512)393-2243 or 2241 (o)  
debbiei@co.hays.tx.us

### LEE COUNTY

Steven Knobloch, Commissioner  
Lee County, Precinct 4  
200 South Main, Rm 102  
Giddings, TX 78942  
(979)542-1388 (o)  
(979)542-6895(c)  
commissionerpct4@co.lee.tx.us

### TRAVIS COUNTY

Margaret Gomez, Commissioner  
Travis County, Precinct 4  
Post Office Box 1748  
Austin, TX 78767  
(512)854-94444 (o)  
Margaret.Gomez@traviscountytexas.gov  
Edith Moreida, Senior Exec. Asst.  
(512)854-9280  
Edith.Moreida@traviscountytexas.gov

### WILLIAMSON COUNTY

Ron Morrison, Commissioner  
Williamson County, Precinct 4  
330 Exchange Blvd, Suite 100  
Hutto, TX 78634  
(512) 422-5907(c)  
(512) 846-1190  
rmorrison@wilco.org

### CITY OF SAN MARCOS

Lisa Prewitt, City Council, PI 1  
City of San Marcos Representative  
603 E. Hopkins  
San Marcos, TX 78666  
(512)757-6268  
lprewitt@sanmarcostx.gov

### CARTS BOARD OFFICERS

**Chairman:** Lisa Prewitt  
**Vice-Chair:** Paul Granberg  
**2nd Vice-Chair:** Debbie Ingalsbe  
**3rd Vice-Chair:** Ron Morrison  
**Secretary:** Ronny Hibler

HAYS-CALDWELL WOMEN'S CENTER  
(HCWC)

REQUEST: \$13,100



HAYS-CALDWELL WOMEN'S CENTER

*Serving Victims of Abuse*

P.O. Box 234  
San Marcos, TX 78667-0234  
www.hcwc.org

O: (512) 396-3404  
F: (512) 353-2018  
E: info@hcwc.org

May 27, 2016

Ms. Stephanie House  
Controller, City of Lockhart  
P.O. Box 239  
Lockhart, TX 78620

Dear Ms. House:

We are requesting \$13,100.00 in support from the City of Lockhart to assist with the underwriting of our services provided to local victims of family violence, dating violence, sexual assault and child abuse. **Last year we provided face-to-face services to 131 unduplicated Lockhart residents through our programs.** HCWC also provided 33 prevention education sessions to students in Lockhart schools. Overall in FY2015 our agency reached a total of 528 Lockhart residents and students.

We currently estimate that the cost to our agency to provide services to one victim of abuse is approximately \$1,370. The \$13,100.00 we are requesting represents \$100/client or approximately 7% of the estimated cost of services.

Local funding is crucial to securing state and federal funds to serve victims in your city. **We are required to demonstrate that we receive support from the City of Lockhart in order to meet the required match for our state and federal grants.**

The following page includes a summary of our agency, its history and the services we have provided in Lockhart over the past five years. We greatly appreciate the support we have previously received from the City of Lockhart and we understand our obligation to be responsible stewards of your funds and use them solely for the benefit of Lockhart citizens. Please feel free to contact me if you have any questions or require any additional information. I would also be happy to provide you with a tour of facilities, here at our main campus in San Marcos as well as at our new location in Lockhart.

Sincerely,

Marla R. Johnson  
Executive Director

Attachment

**Hays-Caldwell Women's Center**  
**HCWC**

**Mission and Benefit of HCWC**

**Mission.** The purpose of the Hays-Caldwell Women's Center is to create an environment where violence and abuse are not tolerated in the communities we serve. The Center will provide education, violence prevention services, and crisis intervention to victims of family violence, dating violence, sexual assault, and child abuse. We will seek the support and resources necessary to achieve this mission.

**Benefit to the City of Lockhart of HCWC Services in FY 2015.**

- ***A total of 131 Lockhart residents*** received shelter, counseling, legal advocacy and other face-to-face services to help them with issues of family violence, sexual assault, or child abuse. ***This represents a 25% increase over the previous year.***
- ***We provided 8-10 weeks of Primary Prevention of Sexual Assault classes to 62 Lockhart students*** at the high school, middle school and alternative school. Our Educators additionally reached 203 LISD students through assemblies presented to the student body at large and made presentations to Lockhart residents about abuse and our services. We reached a total of ***528 Lockhart residents and students.***
- HCWC increased the availability of staff for the Lockhart office by adding an additional traveling counselor and a legal advocate to the existing counselor and children's counselor/advocate that had been providing services in Lockhart. The Lockhart office is staffed 3 days a week and additional times are available by appointment.
- HCWC continued to coordinate The Caldwell County Multi-Disciplinary Team for the investigation and prosecution of child abuse cases comprised of the following agencies:
  - Lockhart Police Department
  - Luling Police Department
  - Martindale Police Department
  - Caldwell County Sheriff's Department
  - Caldwell County District Attorney's Office
  - Court Appointed Special Advocates (CASA)
  - Texas Department of Family & Protective Services (CPS)

**Services Provided by HCWC.** During the year ending September 30, 2015, HCWC provided face-to-face services to 1,743 unduplicated victims of family violence, sexual assault and child abuse.

***Please note that 22 Lockhart residents were victims of more than one type of abuse.***

## **FY 2016-2017 Requested Amount & Plan for Funds**

### **Fiscal Year 2016-2017**

#### **Request To the City of**

**Lockhart.....\$13,100.00**

Funds will be utilized to help cover the rent for the Lockhart office which increased from \$475/MO to \$1,000/MO and for providing face-to-face services to Lockhart victims at our main campus—specifically providing shelter to displaced victims of domestic/sexual violence in McCoy Family Shelter. The requested amount from the City of Lockhart represents \$100 per client (7% of the total cost of services provided). We have based our request on providing services to 131 victims from Lockhart last year at an expense of \$179,470.

HCWC received \$3,544.36 from the City of Lockhart in FY 2015 and those funds were used entirely for rent on the Lockhart office.

**Hays Caldwell Womens Center**

**Balance Sheet**

As of 5/31/2016

	<u>Current Year</u>
<b>Current Assets</b>	
Cash in Bank	183,707.18
Cash in Bank-Payroll	(95,802.23)
Cash in Bank-Pioneer Checking	3,175.40
Cash in Bank-Pioneer Bank	222,918.71
Petty Cash	300.00
Receivables	0.00
Total Current Assets	<u>314,299.06</u>
<b>Fixed Assets</b>	
Equipment & Fixtures	168,375.07
Capital Improvements	68,900.34
Vehicles	24,609.87
Building	3,053,667.26
Accumulated Depreciation	<u>(672,375.70)</u>
Total Fixed Assets	<u>2,643,176.84</u>
<b>Other Assets</b>	
Refundable Deposits	259.00
Prepays	0.00
Capital Campaign Pledges	<u>131,485.56</u>
Total Other Assets	<u>131,744.56</u>
<b>Total Assets</b>	<u><u>3,089,220.46</u></u>
<b>Current Liabilities</b>	
Accounts Payable	0.00
Capital Campaign Payable	0.00
Employee Fringe Payable	(1,777.51)
FICA Payable	15,274.71
Health Savings Accounts Payable	2,867.77
Medical Reimbursement Payable	1,224.24
Medicare Payable	2,770.97
Simple IRA Payable	6,405.04
SUTA Payable	4,711.39
Withholding Payable	<u>12,472.99</u>
Total Current Liabilities	<u>43,949.60</u>
<b>Total Liabilities</b>	<u><u>43,949.60</u></u>
<b>Fund Balances</b>	
Beginning Fund Balance	403,635.59
Net Assets	2,828,076.41
Current Increase/(Decrease)	<u>(186,441.14)</u>
Total Fund Balances	<u>3,045,270.86</u>
<b>Total Liabilities &amp; Fund Balances</b>	<u><u>3,089,220.46</u></u>

**Hays Caldwell Womens Center**  
**Statement of Revenues and Expenditures - Board Report**  
From 5/1/2016 Through 5/31/2016

	<u>Current Period Actual</u>	<u>Current Year Actual</u>	<u>YTD Budget \$ - Original</u>	<u>YTD Budg Variance</u>
<b>SUPPORT &amp; REVENUES</b>				
Government Grants				
Children's Advocacy Center	0.00	52,792.71	97,325.36	(44,532.65)
Health & Human Services Commission	0.00	156,831.90	209,109.20	(52,277.30)
HHSC-EIF	0.00	73,410.00	49,420.00	23,990.00
HHSC-SNRP	0.00	14,838.24	18,952.16	(4,113.92)
OAG - Federal	0.00	24,138.06	45,242.06	(21,104.00)
OAG - State	0.00	46,167.32	58,838.64	(12,671.32)
VOCA	0.00	194,963.80	269,466.40	(74,502.60)
VOCA CAC	0.00	100,086.54	135,002.48	(34,915.94)
Total Government Grants	0.00	663,228.57	883,356.30	(220,127.73)
Local Government Support				
CDBG	0.00	6,862.18	16,666.64	(9,804.46)
City of Buda	0.00	6,375.00	5,666.72	708.28
City of Dripping Springs	0.00	0.00	4,133.28	(4,133.28)
City of Kyle	0.00	0.00	0.00	0.00
City of Lockhart	0.00	3,544.36	2,362.64	1,181.72
City of Luling	0.00	0.00	666.72	(666.72)
City of Martindale	0.00	0.00	0.00	0.00
City of San Marcos	0.00	50,700.00	45,066.72	5,633.28
City of Wimberley	0.00	0.00	800.00	(800.00)
County of Caldwell	0.00	800.00	533.28	266.72
County of Hays	0.00	32,500.00	43,333.28	(10,833.28)
Total Local Government Support	0.00	100,781.54	119,229.28	(18,447.74)
Local Support				
Individuals	50.00	188,159.91	120,164.00	67,995.91
Companies	0.00	52,453.18	56,285.36	(3,832.18)
Organizations	0.00	31,744.05	37,934.00	(6,189.95)
Foundations - Other	0.00	93,009.49	41,052.03	51,957.46
St David's Foundation	0.00	117,446.00	156,595.36	(39,149.36)
Total Local Support	50.00	482,812.63	412,030.75	70,781.88
Miscellaneous Revenues				
Interest Income	0.00	1,017.14	1,266.72	(249.58)
Divorces Caldwell Family Prot Fees	0.00	1,044.18	0.00	1,044.18
Divorces Hays Family Prot Fees	0.00	5,146.15	0.00	5,146.15
Misc Other - Contract Services	0.00	2,100.00	673.36	1,426.64
Restitution Hays FV SH Fees	0.00	3,944.82	0.00	3,944.82
Restitution - Other	0.00	1,500.00	8,000.00	(6,500.00)
Reserve Funds	0.00	0.00	28,604.00	(28,604.00)
Texas Rio Grande	0.00	0.00	5,200.00	(5,200.00)
Total Miscellaneous Revenues	0.00	14,752.29	43,744.08	(28,991.79)
<b>Total SUPPORT &amp; REVENUES</b>	<b>50.00</b>	<b>1,261,575.03</b>	<b>1,458,360.41</b>	<b>(196,785.38)</b>
<b>PROGRAM EXPENDITURES</b>				
Personnel				
Salaries & Wages	127,800.68	1,006,785.60	1,009,746.70	2,961.10
Fringes				
Health Insurance	9,938.99	78,508.90	82,264.05	3,755.15
Payroll Taxes	9,423.55	74,270.10	76,811.05	2,540.95
Simple IRA	2,282.89	18,032.32	18,636.64	604.32
Worker's Comp Insurance	0.00	0.00	5,538.00	5,538.00
Unemployment Insurance	158.35	6,781.00	3,253.69	(3,527.31)
Total Fringes	21,803.78	177,592.32	186,503.43	8,911.11

**Hays Caldwell Womens Center**  
**Statement of Revenues and Expenditures - Board Report**  
From 5/1/2016 Through 5/31/2016

	<u>Current Period Actual</u>	<u>Current Year Actual</u>	<u>YTD Budget \$ - Original</u>	<u>YTD Budg Variance</u>
<b>Supplies</b>				
Advocate Training	0.00	317.01	800.00	482.99
Food	506.28	2,618.41	2,066.64	(551.77)
Food-Clients	374.01	2,671.01	4,600.00	1,928.99
Food-Town Teams	0.00	298.91	1,320.00	1,021.09
Miscellaneous	646.79	1,643.54	2,333.28	489.74
Office Supplies	626.57	5,370.02	4,667.04	(702.98)
Program Supplies	2,460.13	4,500.23	4,484.56	(15.67)
Shelter Supplies	666.31	2,720.20	4,000.00	1,279.80
Special Needs	81.15	1,497.10	400.00	(1,097.10)
<b>Total Supplies</b>	<b>5,361.24</b>	<b>21,836.43</b>	<b>24,671.52</b>	<b>2,835.09</b>
<b>Facility Expenses</b>				
Facility Repairs/Maintenance	145.66	5,758.72	6,666.72	908.00
Garbage	324.13	2,547.79	2,609.92	62.13
Janitorial	787.50	5,608.50	5,424.00	(184.50)
Insurance - Building	300.00	300.00	13,067.36	12,767.36
Internet	143.08	1,223.76	1,000.00	(223.78)
Rent - Lockhart	1,000.00	8,000.00	8,000.00	0.00
Security	105.00	1,322.00	840.00	(482.00)
Telephone	418.33	3,316.73	3,333.36	16.63
Utilities	2,581.85	24,453.80	29,333.12	4,879.32
<b>Total Facility Expenses</b>	<b>5,805.55</b>	<b>52,531.32</b>	<b>70,274.48</b>	<b>17,743.16</b>
<b>Contractual</b>				
Legal Contract	0.00	74,130.00	49,420.00	(24,710.00)
MicroCeption Contract	2,070.00	2,070.00	1,379.64	(690.16)
Technology Contract	1,225.00	9,800.00	9,800.00	0.00
<b>Total Technology Contract</b>	<b>1,225.00</b>	<b>9,800.00</b>	<b>9,800.00</b>	<b>0.00</b>
<b>Total Contractual</b>	<b>3,295.00</b>	<b>86,000.00</b>	<b>60,599.84</b>	<b>(25,400.16)</b>
<b>Capital Expenditures</b>				
Equipment Purchase	4,613.68	21,827.11	25,922.80	4,095.69
<b>Other Insurances</b>				
General Liability/Employee Benefits	0.00	51.00	1,377.36	1,326.36
Professional Liability	0.00	0.00	2,298.08	2,298.08
Employee Benefits Liability	0.00	0.00	200.00	200.00
Bond (crime)	0.00	0.00	498.72	498.72
Directors and Officers	0.00	0.00	660.64	660.64
Employee Practices	0.00	0.00	1,000.00	1,000.00
Inland Marine	0.00	0.00	670.72	670.72
Vehicle	0.00	0.00	1,470.64	1,470.64
<b>Total Other Insurances</b>	<b>0.00</b>	<b>51.00</b>	<b>8,176.16</b>	<b>8,125.16</b>
<b>Other Expenditures</b>				
Advertising/Public Relations	7.20	1,045.51	2,000.00	954.49
Audit	800.00	6,800.00	5,000.00	(1,800.00)
Bank Charges/Credit Card Fees	0.00	194.20	216.64	22.44
Basic Cable	56.49	451.92	466.64	14.72
Copier Rental	684.83	4,685.79	4,266.88	(418.91)
Fees & Dues	5,250.00	6,186.50	6,000.00	(186.50)
Fundraising Expenses	1,350.40	12,312.96	12,666.72	353.76
PayPal Charges	0.00	377.18	346.72	(30.46)
Postage	104.59	3,173.89	2,466.72	(707.17)
Printing	0.00	6,752.35	6,000.00	(752.35)
Staff Development	5,387.76	15,883.32	15,388.05	(495.27)
Staff Meetings	115.44	880.45	1,133.36	252.91

**Hays Caldwell Womens Center**  
**Statement of Revenues and Expenditures - Board Report**  
From 5/1/2016 Through 5/31/2016

	Current Period Actual	Current Year Actual	YTD Budget \$ - Original	YTD Budg Variance
Staff Recruitment	58.81	143.71	200.00	56.29
Technology Resources	159.99	3,918.55	2,400.00	(1,518.55)
Travel Expenses	1,796.10	11,218.32	12,314.43	1,096.11
Vehicle Expense	39.50	214.03	1,600.00	1,385.97
Total Other Expenditures	15,811.11	74,238.68	72,466.16	(1,772.52)
Total PROGRAM EXPENDITURES	184,491.04	1,440,862.46	1,458,361.09	17,498.63
INCREASE/DECREASE IN NET ASSETS	(184,441.04)	(179,287.43)	(0.68)	(179,286.75)
IN-KIND REVENUES				
In-Kind Revenues				
	0.00	248,300.38	466,666.64	(218,366.26)
Total IN-KIND REVENUES	0.00	248,300.38	466,666.64	(218,366.26)
IN-KIND SUPPORT				
In-Kind Support				
IK-Volunteer Time	0.00	128,962.87	240,000.00	111,037.13
IK-Professional Hours	0.00	0.00	0.00	0.00
IK-Food	0.00	13,662.86	15,333.28	1,670.42
IK-Shelter Supplies	0.00	97,190.72	186,666.72	89,476.00
IK-Travel	0.00	8,483.93	24,666.64	16,182.71
Total In-Kind Support	0.00	248,300.38	466,666.64	218,366.26
Total IN-KIND SUPPORT	0.00	248,300.38	466,666.64	218,366.26
NON-BUDGETED REVENUE				
Non-Budgeted Revenue				
Back Packs	0.00	0.00	0.00	0.00
Caldwell County FVTF	0.00	0.00	0.00	0.00
Christmas	0.00	0.00	0.00	0.00
EFSP	0.00	4,586.50	9,173.00	(4,586.50)
Town Team Dripping Springs	0.00	3,099.45	0.00	3,099.45
Town Team San Marcos	0.00	0.00	0.00	0.00
WISP Scholarship	0.00	3,000.00	0.00	3,000.00
Total Non-Budgeted Revenue	0.00	10,685.95	9,173.00	1,512.95
Total NON-BUDGETED REVENUE	0.00	10,685.95	9,173.00	1,512.95
NON-BUDGETED EXPENDITURES				
Non-Budgeted Expenditures				
Back Packs	0.00	0.00	0.00	0.00
Caldwell County FVTF	0.00	0.00	0.00	0.00
Christmas Fund	0.00	10,619.55	0.00	(10,619.55)
Rent EFSP	0.00	1,524.00	9,173.00	7,649.00
Town Team Dripping Springs	0.00	2,219.95	0.00	(2,219.95)
Town Team San Marcos	0.00	(500.00)	0.00	500.00
WISP Scholarship	0.00	4,200.00	0.00	(4,200.00)
Total Non-Budgeted Expenditures	0.00	18,063.50	9,173.00	(8,890.50)
Total NON-BUDGETED EXPENDITURES	0.00	18,063.50	9,173.00	(8,890.50)

# HCWC & YOUR COMMUNITY



24-HOUR SERVICES

## Family Violence & Dating Violence Programs

Safe shelter, personal and legal advocacy,  
counseling and support groups for victims.

## Sexual Assault Services

Hospital response, advocacy, counseling  
and support groups to help survivors.

## Roxanne's House

Forensic interviews and counseling  
for children who've been abused.

## Contact Us

24-hour HELpline  
(512) 396-HELP (4357)

## Get Involved

Volunteer  
Donate  
Spread Awareness

Find us @ HCWCenter



[www.HCWC.org](http://www.HCWC.org)  
[info@hcwc.org](mailto:info@hcwc.org)

All services are free and  
confidential and are available  
in English and Spanish.



**61** Family Violence  
Victims in 2015

**27** Adult Sexual Assault  
Victims in 2015

**35** Child Abuse Victims at  
Roxanne's House in 2015

Hays-Caldwell Women's Center helped

**131** Unduplicated victims of abuse in  
your community last year

Adults and students reached  
with presentations last year **528**

*Please note—some people were victims of more than one crime*

LOCKHART · LOCKHART · LOCKHART · LOCKHART · LOCKHART

INTERNAL REVENUE SERVICE  
DISTRICT DIRECTOR  
P. O. BOX 2508  
CINCINNATI, OH 45201

DEPARTMENT OF THE TREASURY

Date:

JAN 14 1998

MAYS CALDWELL WOMENS CENTER  
BOX 234  
SAN MARCOS, TX 78667-0234

Employer Identification Number:  
74-2020505

DLN:

17053284934007

Contact Person:

D. A. DOWNING

Contact Telephone Number:

(513) 241-5199

Addendum Applies:

No

Dear Applicant:

Based on the information you recently submitted, we have classified your organization as one that is not a private foundation within the meaning of section 509(a) of the Internal Revenue Code because you are described in sections 509(a) (1) and 170(b) (1) (A) (vi).

Your exempt status under section 501(a) of the Internal Revenue Code as an organization described in 501(c) (3) is still in effect.

This classification is based on the assumption that your operations will continue as you have stated. If your sources of support, or your purposes, character, or method of operation change, please let us know so we can consider the effect of the change on your exempt status and foundation status.

This supersedes our letter dated September 17, 1997.

Grantors and contributors may rely on this determination unless the Internal Revenue Service publishes notice to the contrary. However, if you lose your section 509(a) (1) status, a grantor or contributor may not rely on this determination if he or she was in part responsible for, or was aware of, the act or failure to act, or the substantial or material change on the part of the organization that resulted in your loss of such status, or if he or she acquired knowledge that the Internal Revenue Service had given notice that you would no longer be classified as a section 509(a) (1) organization.

If we have indicated in the heading of this letter that an addendum applies, the addendum enclosed is an integral part of this letter.

Because this letter could help resolve any questions about your private foundation status, you should keep it in your permanent records.

Letter 1078 (DO/CG)

025

-2-

HAYS CALDWELL WOMENS CENTER

If you have any questions, please contact the person whose name and telephone number are shown above.

Sincerely yours,

*Ellen Murphy*  
ACTING  
District Director

Letter 1078 (DO/CG)

Non-Profit



# The State of Texas

## SECRETARY OF STATE

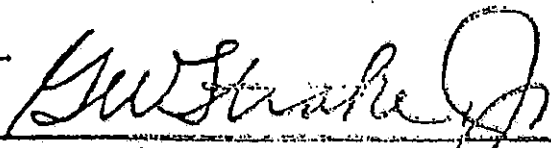
### CERTIFICATE OF AMENDMENT OF

HAYS COUNTY WOMEN'S CENTER, INC.

The undersigned, as Secretary of State of the State of Texas, hereby certifies that Articles of Amendment to the Articles of Incorporation of the above corporation duly signed and verified pursuant to the provisions of the Texas Non-Profit Corporation Act, have been received in this office and are found to conform to law.

ACCORDINGLY the undersigned, as such Secretary of State, and by virtue of the authority vested in him by law, hereby issues this Certificate of Amendment to the Articles of Incorporation and attaches hereto a copy of the Articles of Amendment.


Dated JANUARY 24 1980

  
Secretary of State



HAYS-CALDWELL COUNCIL ON ALCOHOL &  
DRUG ABUSE

REQUEST: \$11,000



**City of Lockhart  
2017 Funding Application**



**HAYS CALDWELL COUNCIL**  
ON ALCOHOL & DRUG ABUSE

**Hays Caldwell Council on Alcohol and Drug Abuse**

**Date of Application:** July 6, 2016

**Agency Name:** *Hays Caldwell Council on Alcohol and Drug Abuse*

**Executive Director:** Grace L. Davis, LCSW, Board-Approved Supervisor

**Phone:** 512-396-7695 ext. 210

**Executive Director's email:** [ed@hayscaldwellcouncil.org](mailto:ed@hayscaldwellcouncil.org)

**Contact Person other than Executive Director:** Carla Merritt, LMSW

**Alternate Contact email:** [carla@hayscaldwellcouncil.org](mailto:carla@hayscaldwellcouncil.org)

**Mailing Address:** 1901 Dutton Drive, Suite E

**City:** San Marcos

**State:** Texas

**Zip:** 78666

**Phone:** 512-396-7695

**Fax:** 512-396-7633

**Website:** [www.hayscaldwellcouncil.org](http://www.hayscaldwellcouncil.org)

**Funding Requested:** **\$11,000.00**

**\$5,000 PREVENTION**

**(\$1 per child per year in the Lockhart Independent School District)**

**\$3,000 Adolescent Treatment (Project HOPE) and Youth Recovery Community (YRC) programs**

**\$3,000 Outpatient Programming for Adults – Intensive Outpatient, Co-occurring Psychiatric and Substance Disorder (COPSD), Specialized Female, Supportive Outpatient**

## **Requested Information**

### **1a. Agency Mission Statement:**

The Hays Caldwell Council on Alcohol and Drug Abuse (HCCADA) is dedicated to promoting community and family enrichment through substance abuse education, prevention, intervention and treatment.

### **1b. Benefits of the agency to the City of Lockhart and its citizens:**

HCCADA provides both substance abuse prevention and treatment services to the citizens of Lockhart. The program has provided prevention services for the past 34 years and treatment for the past 15. The HCCADA office in Lockhart, opened in 2015, provides substance abuse treatment services to adolescents, their family members and adults. This location allows Lockhart citizens to minimize or eliminate the need to travel to services in San Marcos. Prevention specialists are able to stay in town between breaks in classes and therefore have a better understanding of the needs of the community. HCCADA staff attend the community multi-disciplinary team meeting monthly to offer support and information about substance abuse trends in the area.

### **PREVENTION SERVICES**

Over the past year prevention and treatment services have increased through the addition of the following activities: Golden Age Home Health Fair; Monthly Parent Presentations at LSD Discipline Management Center; Red Ribbon Week Lunch Booths; Community Outreach: Caldwell County Family Violence Task Force & Lockhart Interagency; Keep Lockhart Beautiful Event; Synthetics Presentations for 6<sup>th</sup>-12<sup>th</sup> Grade Students and Staff; Marijuana Presentations for 5<sup>th</sup> Grade Students and Staff; Lockhart ISD Summer Camp; Lockhart Library Summer Presentations to youth; Project HOPE adolescent treatment program.

### ***Services provided to Lockhart citizens in the past year are:***

*Number receiving specialized curriculum/presentations: 2,308 (youth ages 5-17)*

*Number of adults attending presentations: 494*

*Number of youth attending alternative activities: 852*

*Number of new youth seen individually: 31*

*Number of adults/adolescents attending treatment: 15 Adults, 7 Adolescents*

*Staff time spent in Lockhart per week: 40 hours*

*Number of youth served on juvenile probation: 7 (Minor in Possession 40)*

*Substances identified as prevalent in the area: Tobacco, Alcohol, Marijuana, Prescription Drugs, Synthetic Marijuana, Inhalants, Cocaine, Amphetamines, Cough Syrup*

An investment in the community related to prevention and treatment of substance abuse now will save the community millions over the life of an addict. The cost to the community to treat one (1) adolescent for substance abuse is \$51,110 per year in the juvenile justice system. The cost to treat one (1) adult in the Texas Department of Criminal Justice is \$18,615 per year. The cost to treat one (1) juvenile in the

adolescent outpatient program (Project HOPE) at the Hays Caldwell Council on Alcohol and Drug Abuse (HCCADA) is \$2,025. The cost to treat one (1) adult in the outpatient treatment program (IOP) at the HCCADA is \$1,760.

The Hays Caldwell Council on Drug Abuse (HCCADA) is the area's primary non-profit agency providing services to children, adults and their family members facing the challenges of substance use and abuse in their lives close to home. Throughout the year the agency provides the citizens of Lockhart with education, prevention, intervention and treatment services regarding alcohol, marijuana, tobacco, prescription drug misuse and other drug use/abuse. Services are provided in the public school system, at community events, at the juvenile probation department, and to citizens placed on juvenile and adult probation. Providing prevention and treatment services to those in need in their community saves money, improves success and maintains families while keeping individuals in need close to home.

According to the Office of National Drug Control Policy IV. A Comprehensive Approach  
2. Preventing Drug Abuse;

"Evidence from controlled studies, national cross-site evaluations, and Center for Substance Abuse Prevention grantee evaluations demonstrates that prevention programs work. Good junior high school interventions affect knowledge and attitudes about drugs, use of cigarettes and marijuana, and persist into the twelfth grade. Examples of CSAP prevention successes are encouraging. A Cornell University study of six thousand students in New York State found that the odds of drinking, smoking, and using marijuana were 40 percent lower among students who participated in a school-based substance-abuse program in grades seven through nine than among their counterparts who did not."

(Source: <https://www.ncjrs.gov/ondcppubs/publications/policy/99ndcs/iv-b.html>)

During the 2015-2016 school year, HCCADA was available to the Lockhart Independent School District's (LISD) 5,340 youth. HCCADA staff in the district provided 40 hours a week of onsite services. The agency has assigned one (1) prevention specialist to the LISD.

The Prevention Education programs utilized by the HCCADA are evidenced based and consist of different service implementation types/locations:

- Evidenced Based Curriculum are provided in the classroom, or in small groups for grades 6-12
- Tobacco, alcohol, and other drug presentations are provided to schools and the community, for grades K-12, to parents, and other adults
- Alternative Activities are provided at health fairs, recreational and other community events
- Awareness Campaigns are held throughout the year: Red Ribbon Week, Great American Smoke Out, Tobacco Free Kids Day, Spring Break, Prom, and Graduation are just a few
- Minor in Possession, Nature of Marijuana, Minor in Possession of Tobacco classes provide youth, who are court ordered to attend, education on the dangers of drugs, alcohol and tobacco

In the summer months Prevention staff extend their services to the Lockhart School District Summer Camp and collaborate with the Public Library to provide presentations to the Jr. volunteers. Prevention Staff also provide Nature of Marijuana Classes through the Juvenile Probation Department during the summer months.

***It is the experience of HCCADA that our educational programs increase the likelihood that school age youth will delay or prevent drug, marijuana, and tobacco use/abuse.***

## **TREATMENT SERVICES**

**Project HOPE** serves teens between the ages of 12 and 17 and their families. The program serves adolescents who have an identified problem with underage alcohol use/abuse and/or other substance use/abuse. The program uses group therapy, individual therapy, family therapy, and parent education to address the needs of teens and their families. The evidence based treatment methods used are Motivational Enhancement and Cognitive Behavior Therapy. Family participation is an important component of the program. Including families in the treatment process, improves the parent's ability to support their child's recovery and provides a hopeful place for parents and family members to address the teen's needs and issues. The program receives referrals from schools, Judges, juvenile probation, OSAR, and family members. The program provides eleven (11) 1.5 hour adolescent group sessions (16.5 hours total), six (6) parent education group sessions (1.5 hours each), 7 adolescent individual counseling sessions (1 hour each) and 4 family sessions (1.5 hours each), additional individual and family sessions are be provided based on client's needs. Adolescent group sessions consist of educational and process components utilizing a structured curriculum (Cannabis Youth Treatment – CYT). Teens complete worksheets and have homework between sessions. Groups for teens are held Wednesdays evenings from 6:30p.m.– 8:00p.m. Family sessions and individual sessions are scheduled to accommodate the family's schedule. The program provides thirty-eight and one half (38.5) hours of services. Parents receive nine (9) hours of service without their adolescent and six (6) hours with them. Adolescents are randomly drug tested three times during the program. Services are provided in Spanish as well.

**Youth Recovery Community (YRC)** is dedicated to empowering teens to participate in community service while promoting leadership, teamwork and a drug free lifestyle. The program offers services to youth ages 13 – 21 with a history of substance abuse disorders including those with co-occurring mental health disorders, who are in or are seeking recovery, along with their family members, significant others and supportive allies. The mission of the YRC is to create a sober environment for youth that instills fun and education and gives back to the community at large. This program is run by a Peer Recovery Leader who has at least 6 months in recovery from substance abuse disorder and is between the ages of 18 – 24. Members of the YRC engage in volunteer services in the community, enjoy recreational activities and field trips, offer mentorship and tutoring services as well.

**Adult Intensive Outpatient Treatment Program (IOP)** serves adults over the age of 18. The program provides six (6) weeks of outpatient treatment consisting of group and individual sessions. The group meets ten (10) hours weekly. Group sessions consist of educational and process components utilizing a structured curriculum. Topics addressed include: the disease of alcoholism and addiction; denial in relationship to alcoholism and addiction; AA and the 12 steps; the recovery process; stress management; addictive thinking; family dynamics; values; cultural sensitivity and awareness; relapse prevention; health issues related to substance use/abuse including tobacco; HIV/AIDS/STDS/TB and Hepatitis; anger management; budgeting and financial management; having fun in sobriety; healthy communication and trust skills. The program has a weekday and weekend option for adults in order to allow participants to work and support themselves and their family members. The weekday program is held on weekday evenings to accommodate working adults and the weekend group occurs Saturday evening and all day Sunday. Clients in the IOP meet with their counselor three (3) times individually during the program for an hour each time to work on developing an individualized treatment plan that is reviewed and revised while the client works to meet program goals as well. Clients may be seen for additional individual sessions. Participants are required to take three (3) random drug tests during the program to confirm abstinence. The program format is open, providing the opportunity for clients to enter at any time during the six-week cycle.

**Federal Probation/Pre-trial** contracts with the Federal Court system to provide pre-trial and probation services to adults facing charges or who have been convicted of Federal substance abuse crimes. These adults attend individual/group sessions with licensed therapists as ordered by the Federal Court. HCCADA provides random drug screenings Monday thru Friday from 8am to 5pm for those probationers randomly notified by the Federal Probation department. While the Federal Court system contract is a fee for service program, funds are needed to maintain the program.

**Supportive Outpatient/Aftercare Program** has expanded programming to create an ongoing supportive aftercare program for adults which provides group sessions one time weekly for (1.5 hours) and individual sessions as needed with a licensed therapist. This program is offered to all graduates of the IOP program as well as individuals in the community who are in recovery that are seeking additional support to assist them in maintaining their sobriety. The request for this service continues to increase and we are currently running two aftercare groups; Monday evenings from 6:00p.m. – 7:30p.m. and Friday evenings from 5:30p.m. – 7:00p.m.

**Co-Occurring Mental Health and Substance Abuse Services (COPSD)** provides services to adults over the age of 18 who are identified as having co-occurring psychiatric and substance abuse disorders which emphasizes an integrated treatment approach where both disorders are seen as primary. Individual counseling and case management are provided to ensure client stabilization, service coordination and engagement strategies to assist clients in benefiting from treatment. An integrated screening for substance abuse/dependence and mental illness is conducted on all persons referred for services. COPSD services may be provided at the main office in San Marcos, at the client's home or in the community.

### ***Specialized Female Program***

The Specialized Female program was specially designed to provide services to adult women with dependent children, including women whose children are in the custody of the state and pregnant women who have a substance abuse disorder. The program provides trauma informed and gender specific treatment services. These services facilitate recovery from substance use disorders and promote preservation of the client's family. Programming includes education, individual counseling and case management services that address issues including relationships, sexual and physical abuse, risks of needle sharing, interpersonal skills, parenting, stress management, anger management and more. Case management services and linkage to community resources including WIC, prenatal care, other health and related providers. services may be provided at the agency site, at the client's home or in the community.

## **2. Financial Statements**

*See Attached Documents*

## **3. Previous year's funding expenditures**

The City of Lockhart committed \$2,044.36 to the Hays Caldwell Council on Alcohol and Drug Abuse for 2015-2016. These monies have been spent on the following programs:

Project Hope (Adolescent Treatment Program): \$500  
Intensive Outpatient Treatment Program (Adults): \$500  
Prevention Programs: \$1,044.36

## **4a. 2016-2017 Budget Request and Funds Use**

100% of resources received from the City of Lockhart will be utilized for prevention and treatment programs and will be assigned to the expenses related to program implementation – salaries, supplies, administrative support, agency licensure and insurance, fringe costs, training, etc.. Funding will be used to reach the DSHS required 5% community match for grant dollars allocated to Caldwell County citizens for substance abuse services.

## **4b. Requested funds' 2017 expenditures**

### ***\$5,000 PREVENTION***

**(\$1 per child per year in the Lockhart Independent School District)**

This money will assist in meeting the required community match funding for prevention grants received by the agency as set by the Texas Department of State Health Services. Additional funds will go toward the purchase of supplies for Lockhart programming, rent for Lockhart office, and other costs related to program delivery.

**\$3,000 Adolescent Treatment (Project HOPE) and Youth Recovery Community (YRC) programs**

This money will assist in meeting the required community match funding for treatment grants received by the agency as set by the Texas Department of State Health Services. It will also be used for treatment program costs not covered by state funding. These funds will purchase items like snacks, gas cards, programming events upon successful completion of the youth program, and activities in the Youth Recovery Community Program.

**\$3,000 Outpatient Programming for Adults – Intensive Outpatient, Co-occurring Psychiatric and Substance Disorder (COPSD), Specialized Female, Supportive Outpatient**

This money will assist in meeting the required community match funding for treatment grants received by the agency as set by the Texas Department of State Health Services. It will also be used for treatment program costs not covered by state funding for all programs attended by adults.

Respectfully Submitted,

A handwritten signature in cursive script that reads "Grace L. Davis LCSW Board-Approved Supervisor".

Grace L. Davis, LCSW, Board-Approved Supervisor  
Executive Director  
Hays Caldwell Council on Alcohol and Drug Abuse  
512-396-7695

**Hays Caldwell Council on Alcohol & Drug Abuse**  
**Balance Sheet**  
For Nine Months Ending May 31, 2016

	5/31/2016	8/31/2015	% Change
<b>ASSETS</b>			
Cash & Cash Equivalents	\$100,050	\$96,793	3.36%
Accounts Receivable			
DSHS	51,113	30,023	0.00%
Other	0	0	0.00%
Property, Plant, and Equipment - Net	2,376	886	168.17%
Accrued Revenue	7,362	0	0.00%
Other Assets	5,309	9,097	-41.64%
	<hr/>		
<b>Total Assets</b>	<b>166,210</b>	<b>136,799</b>	<b>21.50%</b>

**LIABILITIES & NET ASSETS**

Accounts Payable	3,431	1,185	189.54%
Accrued Liabilities	(486)	9,578	0.00%
Line of Credit - Cenikor	114,600	0	0.00%
Accrued Payroll Liabilities	9,578	9,260	3.43%
	<hr/>		
Total Liabilities	127,123	20,023	534.88%
Unrestricted Net Assets	39,087	116,776	-66.53%
	<hr/>		
Total Net Assets	39,087	116,776	-66.53%
	<hr/>		
<b>Total Liabilities &amp; Net Assets</b>	<b>166,210</b>	<b>136,799</b>	<b>21.50%</b>

**Hays Caldwell Council on Alcohol & Drug Abuse**  
**Statement of Cash Flows**  
**For Nine Months Ending May 31, 2015**

<b>Cash Flows from Operating Activities</b>	
Change in Net Assets	\$ (77,689)
Adjustments to reconcile change in net assets to net cash provided (used) by operating activities:	
Depreciation Expense	\$ -
Increase in accounts receivable	\$ (21,090)
Decrease in prepaid expenses	\$ 3,788
Increase in accrued revenue	\$ (7,362)
Increase in accounts payable	\$ (7,818)
Increase in payroll liabilities	\$ 318
<b>Net Cash (Used) Provided by Operating Activities</b>	<u>\$ (109,853)</u>
<b>Cash Flows from Investing Activities</b>	\$ (1,490)
<b>Cash Flows from Financing Activities</b>	<u>\$ 114,600</u>
<b>Net Change in Cash &amp; Cash Equivalents</b>	\$ 3,257
<b>Cash and Cash Equivalents, Beginning of Year</b>	<u>\$ 96,793</u>
<b>Cash and Cash Equivalents, End of Year</b>	<u><u>\$ 100,050</u></u>

**Hays Caldwell Council on Alcohol & Drug Abuse**  
**Statement of Activities**  
**For Nine Months Ending May 31, 2016**

<b>Support &amp; Revenue</b>	<b>Unrestricted</b>	<b>Restricted</b>	<b>Total</b>	<b>May-16</b>
Government grants and contracts	\$ -	\$ 632,869	\$ 632,869	\$ 79,019
Contributions	\$ 36,281	\$ -	\$ 36,281	\$ 2,855
Fees	\$ 13,065	\$ -	\$ 13,065	\$ 1,417
Interest Income	\$ 15	\$ -	\$ 15	\$ 1
<b>Total Support &amp; Revenue</b>	<b>\$ 49,362</b>	<b>\$ 632,869</b>	<b>\$ 682,231</b>	<b>\$ 83,292</b>
<b>Net assets released from restrictions</b>	<b>\$ 632,869</b>	<b>\$ (632,869)</b>	<b>\$ -</b>	<b>\$ -</b>
<b>Total Support &amp; Revenue</b>	<b>\$ 682,231</b>	<b>\$ -</b>	<b>\$ 682,231</b>	<b>\$ 83,292</b>
<b>Expenses</b>				
Program Services	\$ 664,920	\$ -	\$ 664,920	\$ 59,107
Supporting Services				
Management and general	\$ 91,791	\$ -	\$ 91,791	\$ 19,215
Fundraising	\$ 3,209	\$ -	\$ 3,209	\$ -
<b>Total Expenses</b>	<b>\$ 759,920</b>	<b>\$ -</b>	<b>\$ 759,920</b>	<b>\$ 78,322</b>
<b>Change in Net Assets</b>	<b>\$ (77,689)</b>	<b>\$ -</b>	<b>\$ (77,689)</b>	<b>\$ 4,970</b>
<b>Beginning Net Assets</b>	<b>\$ 116,776</b>	<b>\$ -</b>	<b>\$ 116,776</b>	
<b>Ending Net Assets</b>	<b>\$ 39,087</b>	<b>\$ -</b>	<b>\$ 39,087</b>	

**Hays Caldwell Council on Alcohol & Drug Abuse**  
**Statement of Revenues, Expenses, & Change in Net Assets**  
**For The Month Ending May 31, 2016**

**Revenue**

	Project Hope	IOP/TAIP	YPU-M	YPI	Program - Aftercare	YPS-K	COPSD	TRF	YRC	Total Revenue
Cash Contributions	\$ 275	\$ 275			\$ 305					\$ 855
Fee Income	\$ 400	\$ 157			\$ 860					\$ 1,417
DSHS	\$ 3,178	\$ 16,722	\$ 11,954	\$ 9,351		\$ 10,231	\$ 4,960		\$ 3,835	\$ 60,231
Interest					\$ 1					\$ 1
United Way	\$ 417	\$ 917	\$ 173	\$ 280		\$ 213				\$ 2,000
Hays County	\$ 2,125	\$ 1,660	\$ 1,040	\$ 1,680		\$ 1,280		\$ 340		\$ 8,125
City of San Marcos	\$ 2,500	\$ 1,536	\$ 910	\$ 1,470		\$ 1,120	\$ 1,250	\$ 315		\$ 9,100
Federal Probation		\$ 260			\$ 1,304					\$ 1,564
<b>Total Revenue</b>	<b>\$ 8,895</b>	<b>\$ 21,526</b>	<b>\$ 14,078</b>	<b>\$ 12,781</b>	<b>\$ 2,469</b>	<b>\$ 12,844</b>	<b>\$ 6,210</b>	<b>\$ 655</b>	<b>\$ 3,835</b>	<b>\$ 83,292</b>

**Expenses**

	Program Services									Supporting Services		
	Project Hope	IOP/TAIP	YPU-M	YPI	Program - Aftercare	YPS-K	COPSD	TRF	YRC	Total Program Services	Management and General	Fundraising Total
Personnel	\$ 3,696	\$ 6,515	\$ 6,576	\$ 5,911	\$ 2,756	\$ 6,150	\$ 2,897	\$ 218	\$ 1,933	\$ 36,652	\$ 14,241	\$ 50,893
Fringe Benefits	\$ 728	\$ 1,306	\$ 1,166	\$ 1,195	\$ 283	\$ 822	\$ 596	\$ 32	\$ 201	\$ 6,327	\$ 1,927	\$ 8,255
Contract					\$ 1,225					\$ 1,225		\$ 1,225
Conference/Training										\$ -		\$ -
Fundraising Supplies										\$ -		\$ -
Fuel	\$ 53			\$ 28		\$ 41				\$ 122	\$ 27	\$ 149
Vehicle Expense	\$ 136	\$ 46	\$ 324	\$ 266		\$ 339				\$ 1,112	\$ 380	\$ 1,492
Travel		\$ 23	\$ 412	\$ 307		\$ 244	\$ 108		\$ 56	\$ 1,151		\$ 1,151
Supplies	\$ 205	\$ 528	\$ 176	\$ 233	\$ 137	\$ 231	\$ 196	\$ 28	\$ 109	\$ 1,842	\$ 149	\$ 1,992
Drug Testing	\$ 39	\$ 190	\$ 20	\$ 16	\$ 6	\$ 18	\$ 9	\$ 0		\$ 299	\$ 24	\$ 323
Program Supplies			\$ 284	\$ 282		\$ 258				\$ 825		\$ 825
License Fees										\$ -		\$ -
Audit							\$ 67			\$ 67		\$ 67
Bookkeeping Services	\$ 66	\$ 141	\$ 156	\$ 129	\$ 47	\$ 145		\$ 3	\$ 55	\$ 742	\$ 349	\$ 1,091
Membership/Subscriptions	\$ 11	\$ 23	\$ 26	\$ 21	\$ 8	\$ 24	\$ 11	\$ 1	\$ 9	\$ 134	\$ 31	\$ 165
Recruiting	\$ 15	\$ 32	\$ 36	\$ 29	\$ 11	\$ 33	\$ 15	\$ 1	\$ 13	\$ 185	\$ 44	\$ 229
Liability Insurance	\$ 79	\$ 169	\$ 187	\$ 154	\$ 56	\$ 174	\$ 81	\$ 4	\$ 66	\$ 970	\$ 228	\$ 1,198
Maintenance & Repairs	\$ 18	\$ 40	\$ 44	\$ 36	\$ 13	\$ 41	\$ 19	\$ 1	\$ 15	\$ 227	\$ 53	\$ 280
Postage										\$ -		\$ -
Public Relations	\$ 56	\$ 72	\$ 74	\$ 61	\$ 22	\$ 69	\$ 37	\$ 7	\$ 26	\$ 423	\$ 90	\$ 514
Rent	\$ 1,161	\$ 801	\$ 881	\$ 761	\$ 291	\$ 862	\$ 353	\$ 20	\$ 318	\$ 5,448	\$ 1,350	\$ 6,798
Telephone	\$ 110	\$ 237	\$ 262	\$ 215	\$ 78	\$ 243	\$ 113	\$ 6	\$ 92	\$ 1,356	\$ 319	\$ 1,675
Depreciation										\$ -		\$ -
<b>Total Direct Expenses</b>	<b>\$ 6,373</b>	<b>\$ 10,124</b>	<b>\$ 10,624</b>	<b>\$ 9,645</b>	<b>\$ 4,932</b>	<b>\$ 9,693</b>	<b>\$ 4,502</b>	<b>\$ 320</b>	<b>\$ 2,894</b>	<b>\$ 59,107</b>	<b>\$ 19,215</b>	<b>\$ 78,322</b>
<b>Indirect Expenses</b>	<b>\$ 2,072</b>	<b>\$ 3,291</b>	<b>\$ 3,454</b>	<b>\$ 3,135</b>	<b>\$ 1,603</b>	<b>\$ 3,151</b>	<b>\$ 1,463</b>	<b>\$ 104</b>	<b>\$ 941</b>	<b>\$ 19,215</b>		
<b>Total Expenses</b>	<b>\$ 8,444</b>	<b>\$ 13,415</b>	<b>\$ 14,078</b>	<b>\$ 12,781</b>	<b>\$ 6,535</b>	<b>\$ 12,844</b>	<b>\$ 5,965</b>	<b>\$ 424</b>	<b>\$ 3,835</b>	<b>\$ 78,322</b>		
<b>Change in Net Assets</b>	<b>\$ 450</b>	<b>\$ 8,111</b>	<b>\$ -</b>	<b>\$ -</b>	<b>\$ (4,066)</b>	<b>\$ -</b>	<b>\$ 245</b>	<b>\$ 231</b>	<b>\$ -</b>	<b>\$ 4,970</b>		

## ABOUT THE YRC

The San Marcos Youth Recovery Community (YRC) is a program within HCCADA dedicated to empowering teens to participate in community service while promoting leadership, teamwork, and a drug-free lifestyle.

## YOUTH RECOVERY CENTER PHILOSOPHY

We believe that every young person is worthwhile, capable, and deserving of attention, support and acceptance. We strive to instill exceptional character in our youth.

**CHECK US OUT ON  
FACEBOOK AND TWITTER**  
[WWW.FACEBOOK.COM/LIVEITSOBER/](http://WWW.FACEBOOK.COM/LIVEITSOBER/)  
[WWW.TWITTER.COM/LIVEITSOBER](http://WWW.TWITTER.COM/LIVEITSOBER)

## MISSION STATEMENT

The Mission of the YRC is to create a sober environment for youth that instills, fun, education, and gives back to the community at large.

### OFFICE LOCATION

1901 Dutton Drive, Suite E  
San Marcos, Texas 78666  
(512) 396-7695  
(512) 396-7633 fax  
[www.hayscaldwellcouncil.org](http://www.hayscaldwellcouncil.org)

## YRC CONTACT/ PEER RECOVERY LEADER

**Tayler McGill**

[taylerg@hayscaldwellcouncil.org](mailto:taylerg@hayscaldwellcouncil.org)



HAYS CALDWELL COUNCIL  
— ON ALCOHOL & DRUG ABUSE —



United Way of Hays County  
Partner Agency

# LIVE IT SOBER!



## SAN MARCOS YOUTH RECOVERY COMMUNITY



- No longer "having fun?"
- Can't concentrate in school?
- Feeling helpless and out of control?

040

## WE CAN HELP!

## YRC PROGRAMS AND ACTIVITIES

**Volunteer Work:** YRC provides you the opportunity to give back to the community and benefit your future educational and employment resumes.

**Recreational Activities:** Teamwork is experienced through sober activities.

**Field Trips:** Field Trips are an exciting way to enrich an individual's life outside the normal classroom environment.

**Mentorship:** Developing a one-on-one relationship which a peer leader encourages, motivates, and supports a peer in recovery.

**Tutoring:** We provide educational help outside the classroom.



The Youth Recovery Community provides a free year round program for ages 11-18. Hours are **MONDAY - THURSDAY** 4 p.m. to 7 p.m.



## PURPOSE OF PEER RECOVERY

Through sharing experiences, peers bring hope and promote a sense of belonging within the community. This allows for personal growth, wellness, and success.



## COMMUNITY OUTREACH AND TEEN NETWORKING

Members of the YRC perform volunteer services in the community as well as teen networking. Community service projects provide an enriching experience that connect youth to the community and instill feelings of empowerment. Furthermore, these activities can provide valuable work experience.

*"You've got to put something into life before you expect to get anything out of it" - Zig Ziglar* 041

## TWENTY QUESTIONS FOR TEENS

1. Do you lose time from school due to drinking or drugging?
2. Do you drink or use drugs to feel more comfortable?
3. Do you drink or use drugs to build self-confidence?
4. Do you drink or use drugs alone?
5. Is drinking or drugging affecting your reputation?
6. Do you drink or use drugs to escape from study or home worries?
7. Do you feel guilty or burned out after drinking or drugging?
8. Does it bother you if someone says you drink or use drugs too much?
9. Do you feel more at ease on a date when drinking or drugging?
10. Have you gotten into trouble at home because of your drinking or drugging?
11. Do you borrow money or "do without" other things to buy alcohol or drugs?
12. Do you feel a sense of power when you drink or use drugs?
13. Have you lost friends since you started drinking and drugging?
14. Do your friends drink less or use drugs less than you do?
15. Have you started hanging out with a heavy-drinking or drugging crowd?
16. Do you use alcohol or drugs until they are all gone?
17. Do you ever wake up and wonder what happened the night before?
18. Have ever been busted or hospitalized due to drinking or drugging?
19. Do you tune out any information regarding alcohol or drug abuse?
20. Do you think you have a problem with alcohol or drugs?

***If you answer yes to any of these questions, you might have a problem with alcohol and/or drugs.***

### Mission Statement

The Council is dedicated to promoting  
community and family enrichment  
through substance abuse education,  
prevention, intervention and treatment.

### SIGNIFICANCE OF THE PROBLEM

Substance abuse knows no racial, age, socioeconomic or gender boundaries. The consequences and costs impact our homes, communities, and wallets.

Alcohol and drugs are directly connected to poor school performance, high drop-out rates, automobile accidents, family violence, poor mental health, lost of job productivity and higher insurance costs.

### OFFICE LOCATION:

1901 Dutton Drive, Suite E  
San Marcos, Texas 78666  
(512) 396-7695  
(512) 396-7633 fax  
(800) 733-1214

E-mail: [info@hayscaldwellcouncil.org](mailto:info@hayscaldwellcouncil.org)  
[www.hayscaldwellcouncil.org](http://www.hayscaldwellcouncil.org)

The Hays Caldwell Council on Alcohol and Drug Abuse is funded by the Texas Department of State Health Services, Hays and Caldwell Counties and the City of San Marcos, as well as Civic and Corporate donations.


The Hays Caldwell Council is funded in part by



United Way  
of Hays County



**HAYS CALDWELL COUNCIL**  
— ON ALCOHOL & DRUG ABUSE —



## Project HOPE

An Adolescent Outpatient Treatment Program  
With Family Support

*"Of all the four-letter words we hear every day,  
**HOPE** is the one we need to hear the most."*

## **THE ADOLESCENT OUTPATIENT TREATMENT PROGRAM**

### **Our Program Philosophy:**

This program is designed for adolescents ages 12–17 and their families who have a problem with alcohol and/or drugs. The goal is to help teens develop and practice "Real Life Skills" that can improve their understanding of the negative impact of their drug use and motivate them to decrease use. The methods used are Motivational Enhancement and Cognitive Behavioral Therapy.

### **Adolescent Group Sessions**

**Individual Session 1** Motivation building.

**Individual Session 2** Goal setting & Prep for Group.

**Group 1** Drugs and Refusal skills.

**Group 2** Social support & Healthy Activities.

**Group 3** Planning for high risk situations & coping with relapse.

**Group 4** Problem solving.

**Group 5** Anger awareness.

**Group 6** Anger management.

**Group 7** Effective communication.

**Group 8** Speakers' Night

**Group 9** Coping with cravings and urges.

**Group 10** Managing negative moods.

**Group 11** Managing thoughts about using.

## **GROUP PROGRAM SCHEDULE**

**Wednesdays 6:30-8:00pm**

- ◆ 6 scheduled Individual Sessions
- ◆ 11 Adolescent Group Sessions
- ◆ 6 Parent Education Group Sessions
- ◆ 3 scheduled Family Sessions

### **FEE SCHEDULE**

An individual's treatment can be funded in one of four ways:

1. Texas Department of State Health Services offers funding for families who meet income eligibility.
2. Medicaid for individuals 21 years of age and under.
3. Self-paying.
4. Juvenile Probation funded.

Most services are free of charge, while others are based upon a sliding scale fee structure. No one will be denied the services due to the inability to pay.  
**All services are kept strictly confidential.**

### **COUNCIL SERVICES**

The Hays Caldwell Council on Alcohol & Drug Abuse is a private, non-profit social service agency. In addition to the Adolescent Outpatient Treatment Program, the Council provides the following services:

- ◆ Screening and Referral
- ◆ Follow-up
- ◆ School and Community programs
- ◆ Information and Education services
- ◆ Adult Intensive Outpatient Treatment Program
- ◆ Offender Education Classes:
  - Minor in Possession (MIP)
  - Minor in Possession of Tobacco (MIT)
  - Nature of Marijuana (NOM)
- ◆ Community Mobilization

## **THE FAMILY SUPPORT NETWORK**

Addiction is a family disease. The Family Support Network (FSN) includes families in the treatment process, improves parents' ability to support their child's recovery and provides a hopeful place for parents and family members.

### **Parent Education Group Sessions**

**Session 1** Introduction to Adolescent Development and Functional Families.

**Session 2** Drugs and Adolescents.

**Session 3** Relapse Signs and Recovery.

**Session 4** Boundaries, Limits, Authority, and Discipline.

**Session 5** Communication, Conflict Resolution, and Fighting Fair.

**Session 6** The Family Context.

### **Family Sessions**

**First Family Visit:** Family Treatment Goals.

**Second Family Visit:** Family Rules, Fair Fighting, and Conflict Resolution.

**Third Family Visit:** Problem Solving & Improving Communication.

### **Case Management Services**

We work with families to meet other needs they may have that could keep them from participating in the program. Resources are available to encourage active involvement in Project HOPE. Let us know how we can help.

## STATE OF THE PROBLEM

Substance abuse places an enormous burden on Texans as individuals, families, communities and taxpayers. Substance abuse knows no racial, age, socioeconomic, or gender boundaries. The consequences and costs impact our homes, communities and wallets.

Alcohol and drugs are directly connected to poor school performance, high drop-out rates, automobile accidents, family violence, poor mental health, lost job productivity and higher insurance costs.

- The total economic costs of substance misuse and addiction were estimated at close to \$26 billion in 2000, equaling \$1,244 for every man, woman and child in Texas. (Economic Cost of Alcohol and Drug Abuse in Texas, TCADA 2000)
- About 75% of all prisoners are involved with alcohol or drugs. (HHS System Strategic Plan FY 2005-2009)
- The most frequent referral to alternative schools is possession or sale of a controlled substance. (2002 Annual Report, TCADA)
- One-quarter of all emergency room admissions, one-third of all suicides and more than half of all homicides and incidents of domestic violence are alcohol related. (Sobering Facts... NY Newsday, April 24, 2002)
- An average of one person is injured every 2 minutes in this country from alcohol-involved acci-

**There are Constructive Solutions** - Treatment and Prevention services are efficient and effective.

- Drug treatment reduces drug use by 40 to 60% and significantly decreases criminal activity during and after treatment. (ONDCP website, Treatment effectiveness)
- Nearly one-third of treatment clients achieve abstinence from their first treatment attempt. (Report to Congress on Substance Abuse and Client Protection, April 1999)
- In a federal Center for Substance Abuse Treatment-funded program; 95% of women reported uncomplicated, drug-free births after one year of treatment.
- Lifeskills Training prevention programs produce 60% lower levels of tobacco, alcohol and marijuana use. (Preventing Drug Use Among Children and Adolescents-NIDA 1997)

**Cost Benefit** - Substance abuse services actually save the state money through multiple cost offsets such as reduced truancy, crime, incarceration, court costs, domestic violence, poverty, homelessness, and health care utilization.

- A variety of national studies conservatively place the rate of return for treatment expenditures at approximately 7 to 1.
- *Texas Perspectives*, an economic analysis firm, estimates the return for prevention services in Texas at 5 to 1.
- TDCJ expenditures for the Treatment Alternatives to Incarceration Program (TAIP) returned \$2.86 in reduced recidivism costs for every \$1 invested. (Senate Criminal Justice Interim Committee Report, Criminal Justice Policy Council, March 14, 2002).

1901 Dutton Drive, Suite E

San Marcos, Texas 78666

(512) 396-7695

(512) 396-7633 fax

(800)733-1214

E-mail: [info@hayscaldwellcouncil.org](mailto:info@hayscaldwellcouncil.org)


[www.hayscaldwellcouncil.org](http://www.hayscaldwellcouncil.org)

The Hays Caldwell Council on Alcohol and Drug Abuse is funded by the Texas Department of State Health Services, Hays and Caldwell Counties and the City of San Marcos, as well as Civic and Corporate donations.

The Hays Caldwell Council is funded in part by



Revised 3/2016



**HAYS CALDWELL COUNCIL**

— ON ALCOHOL & DRUG ABUSE —



# IOP

## Adult Intensive Outpatient Treatment Program

## **ADULT INTENSIVE OUTPATIENT TREATMENT SERVICES**

The Hays Caldwell Council on Alcohol & Drug Abuse provides an intensive outpatient treatment program consisting of group and individual counseling sessions.


The program format is open providing opportunity for clients to enter at any time.

Group sessions consist of educational and process components utilizing a structured curriculum.

The curriculum will cover topics including:

- The disease of alcoholism and addiction
- Denial in relationship to alcoholism and addiction
- AA and the 12 steps
- The recovery process
- Stress management
- Addictive thinking
- Family dynamics including roles and rules
- Values
- Cultural sensitivity and awareness
- Relapse prevention
- Health issues related to substance use/abuse including tobacco
- HIV/AIDS/STDs/TB and Hepatitis
- Anger management
- Budgeting and financial management
- Having fun in sobriety
- Healthy communication and trust skills

Individual sessions will focus on clients' attainment of goals established during the individualized treatment planning process. Family participation will be an important component within the structure of the program.



## **PROGRAM SCHEDULE**

### **Week Day Group: IOP 1**

Tuesday: 5:30 p.m. - 9:30 p.m.

Wednesday: 6:00 p.m. - 9:00 p.m.

Thursday: 6:00 p.m. - 9:00 p.m.

### **Weekend Group: IOP 2**

Friday: 5:30 p.m. - 9:30 p.m.

Saturday: 9:00 a.m. - 12:00 p.m.

Saturday: 1:00 p.m. - 4:00 p.m.

### **Weekend Group: IOP 3**

Saturday: 5:30 p.m. - 9:30 p.m.

Sunday: 9:00 a.m. - 12:00 p.m.

Sunday: 1:00 p.m. - 4:00 p.m.

Individual sessions are scheduled during the treatment process.

## **FEE SCHEDULE\***

An individual's treatment can be funded in one of four ways:

1. Through the Treatment Alternatives to Incarceration Program (TAIP)
2. Federal Probation
3. Texas Department of State Health Services
4. Self-pay
5. Medicaid

**\* Most services are free of charge, while others are based upon a sliding scale fee structure. No one will be denied services due to an inability to pay. All services are**

## **Mission Statement**

The Council is dedicated to promoting community and family enrichment through substance abuse education, prevention, intervention, and treatment.

## **HISTORY**

The Council has been an integral part of the San Marcos community since its inception in 1984. Originally established to provide prevention and education services, the agency has broadened its focus to include outpatient treatment, counseling, intervention, and treatment referrals.

## **FUNDING**

The Council, a private, non-profit organization, is funded through a variety of sources. The majority of the funding is provided through grants from the Department of State Health Services. Each grant must have 5% matching local funds from groups like the United Way, county and city government, civic groups, corporate grants and fundraising efforts.

## **MEMBERSHIP**

The Council is supported by a group of concerned citizens—our membership. Members assist the Council through their donations of time and talent volunteering as board members, speakers, and group facilitators. The most important function of our membership is being informed advocates for our efforts. The more each of us know, the better we are to create a drug-free community.

## SUBSTANCE ABUSE IMPACT

Substance abuse places an enormous burden on Texans as individuals, families and taxpayers. Substance abuse knows no racial, age, socio-economic, or gender boundaries. Alcohol and drugs are directly connected to poor school performance, drop-out rates, car accidents, family violence, poor mental health, lost job productivity and higher insurance costs.

The total cost of substance abuse was estimated at close to \$26 billion in 2000. (*Economic Cost of Alcohol and Drug Abuse in Texas, TCADA 2000*)

About 75% of all prisoners have been involved with alcohol or drugs. (*HHS System Strategic Plan FY 2005-2009*)

A quarter of all emergency room admissions, a third of all suicides and more than half of all homicides/incidents of domestic violence are alcohol-related. (*Sobering Facts, NY Newsday, 2002*)

One person is injured every 2 minutes in this country from alcohol-involved accidents. (*Join Together Online-accidental injury*)



## Efficient and Effective Solutions

Most people who get into and remain in treatment stop using drugs, decrease their criminal activity, and improve their occupational, social, and psychological functioning. (*ONDCP website, Treatment effectiveness 2012*)

Nearly one-third of treatment clients achieve abstinence from their first treatment attempt. (*Report to Congress on Substance Abuse & Client Protection, 1999*)

In a federal center for substance abuse treatment funded programs, 95% of women reported uncomplicated, drug-free births after one year of treatment.

Lifeskills Training prevention programs produce 50%-87% lower levels of tobacco, alcohol and marijuana use. (*Preventing Drug use among Children and Adolescents-NIDA 2003*)


## Cost Benefits

Substance abuse services actually save taxpayers money through multiple cost offsets such as reduced truancy, crime, incarceration, court costs, domestic violence, poverty, homelessness and health care utilization.

A variety of national studies conservatively place the rate of return for treatment expenditures at approximately 7 to 1.

*Texas Perspectives*, an economic analysis firm, estimates the return for prevention services in Texas at 5 to 1.

TDCJ expenditures for the Treatment Alternatives to Incarceration Program (TAIP) returned \$2.86 in reduced recidivism costs for every \$1 invested.



## Hays Caldwell Council on Alcohol and Drug Abuse

1901 Dutton Drive, Suite E  
San Marcos, Texas 78666  
512.396.7695 512.396.7633 fax  
800.733.1214

E-mail: [info@hayscaldwellcouncil.org](mailto:info@hayscaldwellcouncil.org)  
[www.hayscaldwellcouncil.org](http://www.hayscaldwellcouncil.org)

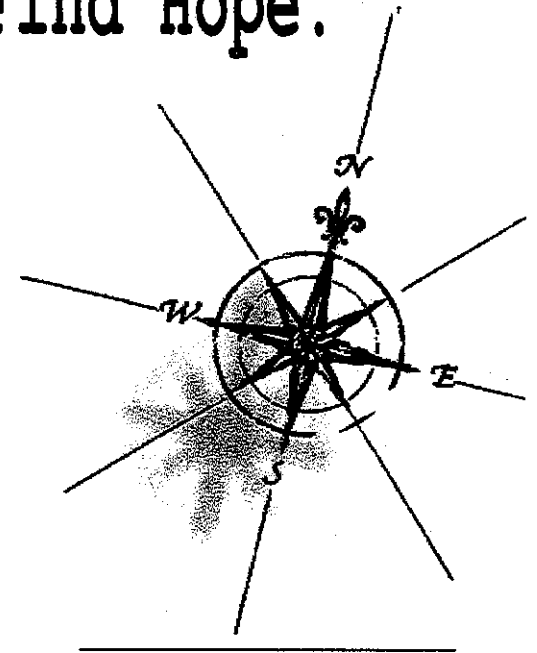
The Hays Caldwell Council on Alcohol and Drug Abuse is funded by the Texas Department of State Health Services, Hays and Caldwell Counties and the City of San Marcos, as well as Civic and Corporate donations.

The Hays Caldwell Council is funded in part by



Revised 03/2016

# Find Solutions. Find Hope.



## PROGRAM SERVICES:

Substance abuse education, prevention,  
Intervention and treatment



HAYS CALDWELL COUNCIL  
— ON ALCOHOL & DRUG ABUSE —

## MISSION STATEMENT

Hays Caldwell Council on Alcohol and Drug Abuse is dedicated to promoting community and family enrichment through substance abuse education, prevention, intervention and treatment.



## HISTORY

The Council has been an integral part of the San Marcos community since its inception in 1984. Originally established to provide prevention and education services, the agency has broadened its focus to include outpatient treatment, counseling, intervention and treatment referrals.

## FUNDING

The Council is a private non-profit organization that is funded through a variety of sources. The majority is provided through grants from the Department of State Health Services. Each grant must have 5% matching local funds from groups like the United Way, county and city government, civic groups, corporate grants and fundraising efforts.

## MEMBERSHIP

The Council is supported by a group of concerned citizens, who form our membership. Members assist the Council through donations of time and talent while volunteering as board members, speakers and group facilitators. The most important function of our membership is being informed advocates. The more each of us knows, the better equipped we are to create a drug-free community.

## SCHOOL AND COMMUNITY PROGRAMS -

School and community-based programs are designed to identify and support children and their families through assessments, crisis intervention and education. Programs include classroom education, support groups and individual counseling.

**INFORMATION SERVICES** - The Council increases community awareness of alcohol, drug and related issues and resources through community presentations at workshops, events and health fairs.

The Council offers a selection of brochures, pamphlets and posters on various topics pertaining to substance abuse and health issues. Additionally, the Council provides supplies to support educational campaigns like Red Ribbon Week. Materials are available by calling (512) 396-7695 or toll free 800-733-1214 or visit our website at [www.hayscaldwellcouncil.org](http://www.hayscaldwellcouncil.org).

**COMMUNITY MOBILIZATION** - The Council enhances the community's ability to provide prevention, intervention and treatment services through a leadership role in community awareness projects like Red Ribbon Week. The Council's Speakers Bureau is available to adults and children on a wide variety of topics ranging from child development, stress management, parenting and chemical dependency.

## SUBSTANCE ABUSE SCREENINGS -

Bluebonnet MHMR is funded by the Department of State Health Services to provide alcohol and drug screenings. Call 800-841-1255 to schedule a screening.

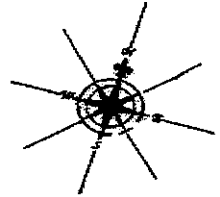
**FOLLOW-UP** - After clients receive appropriate treatment referrals, the Council provides continuing guidance and support.

## OUTPATIENT TREATMENT SERVICES

**ADULT INTENSIVE OUTPATIENT PROGRAM (IOP)** - IOP is an intensive outpatient treatment program providing six weeks of group and individual counseling.

**Project Hope** - is an adolescent outpatient chemical dependency treatment program that provides 13 weeks of individual, group and family counseling. For age 12-17

## EDUCATION CLASSES



**ALCOHOL EDUCATION PROGRAM FOR MINOR (AEP) / MINOR IN POSSESSION (MIP)** - This class is State Mandated, the fee is \$50.00, the course is offered monthly in two 3-hour sessions, Friday night from 6:00 p.m. - 9:00 p.m. and Saturday morning from 9:00 a.m. - 12 noon. For ages 12-21

**MINOR IN POSSESSION OF TOBACCO (MIT)** This class is State-Mandated, the course is offered quarterly in four 2-hour sessions. This class is held on Tuesdays and Thursdays from 5:00 p.m. - 7:00 p.m. for ages 12-17. The class fee is \$50.00.

## NATURE OF MARIJUANA (NOM)

The class fee is \$50.00, the course is offered quarterly in three 2-hour sessions. This class is held on Tuesdays and Thursdays from 5:00 p.m. - 7:00 p.m. for ages 12-17. The class fee is \$50.00.

**Advanced payment is required for all classes**

**Payable to HCCADA**

**Check or Money Order ONLY**



BOB BULLOCK  
Comptroller

COMPTROLLER OF PUBLIC ACCOUNTS  
STATE OF TEXAS  
AUSTIN, 78774  
January 30, 1986

Hays-Caldwell Council on  
Alcohol and Drug Abuse  
222 East Hutchison  
San Marcos, Texas 78666

RE: Hays-Caldwell Council on Alcohol and Drug Abuse  
Taxpayer No. 1-74-2347646-8  
Basis: 501(c)(3)  
Franchise Tax Exemption Effective Date: November 8, 1984  
Sales Tax Exemption Effective Date: January 30, 1986

Gentlemen:

We have determined that your corporation qualifies for exemption from state franchise tax and state sales tax. In the event that we have reason to believe that your corporation no longer qualifies for the exemptions, we will notify your registered agent that the exempt status is under review.

As an organization exempt from the limited sales, excise and use tax, you may issue an exemption certificate in lieu of the sales tax on taxable items purchased if the items relate to the purpose of the exempt organization and are not used for the personal benefit of a private stockholder or individual. The certificate does not require a number to be valid and may be reproduced in any quantity.

If your organization changes its name or address, you are required to notify us.

If we can be of further assistance, please write to the Tax Administration Division or call toll free from anywhere in Texas at 1-800-252-5555. Our regular number is 512/463-4600.

Sincerely,

Harry F. Rogers  
Tax Policy Section

HFR:SM74



**IRS** Department of the Treasury  
Internal Revenue Service

P.O. Box 2508  
Cincinnati OH 45201

In reply refer to: 0248167571  
Jan. 29, 2013 LTR 4168C E0  
74-2347646 000000 00

00018156  
BODC: TE

HAYS-CALDWELL COUNCIL ON ALCOHOL  
AND DRUG ABUSE  
1901 DUTTON DR STE E  
SAN MARCOS TX 78666-7574



048387

Employer Identification Number: 74-2347646  
Person to Contact: MS. LEE  
Toll Free Telephone Number: 1-877-829-5500

Dear TAXPAYER:

This is in response to your Nov. 17, 2013, request for information regarding your tax-exempt status.

Our records indicate that you were recognized as exempt under section 501(c)(3) of the Internal Revenue Code in a determination letter issued in JULY 1985.

Our records also indicate that you are not a private foundation within the meaning of section 509(a) of the Code because you are described in section(s) 509(a)(1) and 170(b)(1)(A)(vi).

Donors may deduct contributions to you as provided in section 170 of the Code. Bequests, legacies, devises, transfers, or gifts to you or for your use are deductible for Federal estate and gift tax purposes if they meet the applicable provisions of sections 2055, 2106, and 2522 of the Code.

Please refer to our website [www.irs.gov/eo](http://www.irs.gov/eo) for information regarding filing requirements. Specifically, section 6033(j) of the Code provides that failure to file an annual information return for three consecutive years results in revocation of tax-exempt status as of the filing due date of the third return for organizations required to file. We will publish a list of organizations whose tax-exempt status was revoked under section 6033(j) of the Code on our website beginning in early 2011.

0248167571  
Jan. 29, 2013 LTR 4168C E0  
74-2347646 000000 00  
00018157

HAYS-CALDWELL COUNCIL ON ALCOHOL  
AND DRUG ABUSE  
1901 DUTTON DR STE E  
SAN MARCOS TX 78666-7574

If you have any questions, please call us at the telephone number  
shown in the heading of this letter.

Sincerely yours,

*Richard McKee*

Richard McKee, Department Manager  
Accounts Management Operations

COMBINED COMMUNITY ACTION  
SENIOR NUTRITION "MEALS ON WHEELS"

REQUEST: \$8,000

---

**From:** Franke, Kelly J. [mailto:KJFranke@ccaction.com]  
**Sent:** Tuesday, July 05, 2016 4:16 PM  
**To:** Stephanie House  
**Cc:** Snow, Helen  
**Subject:** Re: Presentations

Stephanie

I do not have anyone that can make a presentation on July 12. Please let me know about another date. If we could present July 19 as planned that would be perfect.

Thanks

Kelly

Sent from my iPhone

---

**From:** Stephanie House [mailto:shouse@lockhart-tx.org]  
**Sent:** Tuesday, July 05, 2016 9:10 AM  
**To:** Franke, Kelly J.  
**Subject:** RE: Presentations

Hi, Kelly.

We will give your email to council the night of the 12<sup>th</sup> and have them make a decision as to whether you can give your presentation at another meeting.

Thanks,  
Stephanie

---

**From:** Franke, Kelly J. [mailto:KJFranke@ccaction.com]  
**Sent:** Tuesday, July 05, 2016 8:38 AM  
**To:** Stephanie House  
**Subject:** Presentations

Hi Stephanie

I received the letter that the date is changed to July 12<sup>th</sup>. I have a problem....I am scheduled to present to the Bastrop City Council that night and my staff person who would normally attend has already requested annual leave and has a vacation planned. My CFO is attending a mandatory training on non-profit fund accounting that week as well. Is it a requirement to attend in order to receive funding?

Please let me know.

Thanks!

Kelly Franke  
Executive Director  
Combined Community Action, Inc.  
165 W. Austin St.  
Giddings, TX 78942  
979/540-2999  
Fax 979/542-9565



**COMBINED COMMUNITY ACTION, INC.**  
**165 WEST AUSTIN • GIDDINGS, TEXAS 78942**  
**979.540.2980 800.688.9065 Fax 979.542.9565**  
**www.ccaction.com**

June 21, 2016

Stephanie House  
Controller  
City of Lockhart  
P.O. Box 239  
Lockhart, TX 78644

Dear Ms. House:

Please find attached Combined Community Action's funding request for the Senior Nutrition "Meals on Wheels" Program.

If you have any questions or need further information, please call me at 979/540-2999.

Sincerely,

Kelly Franke  
Executive Director

Cc: Funding request file

**"SO NO SENIOR GOES HUNGRY"**

**CITY OF LOCKHART  
PRESENTATION AND  
LOCAL REQUEST**

- 1) The Mission and benefit of Combined Community Action, Senior Nutrition "Meals on Wheels" Program

Combined Community Action, Inc. (CCA) was established in 1966 as Bastrop County Community Action. Later the agency added the counties of Austin, Colorado, Fayette, Lee, Blanco, Caldwell and Hays. Since 1978, CCA has sponsored the Senior Nutrition "Meals on Wheels" Program for the six counties of Bastrop, Blanco, Caldwell, Fayette, Hays and Lee.

The Mission of the Senior Nutrition Program is: "To help the elderly to remain independent and well nourished in their own homes for as long as possible and to maintain their dignity as they grow older." Hot noon meals are delivered 5 days a week in Lockhart at a congregate site and to the homebound.

Persons in need of the meals are primarily low income, frail, isolated elderly, although income is not a factor in determination of eligibility. In order to be eligible to receive a meal a person must be 60 years of age or older, or the spouse of a client, regardless of age and certain disabled persons under the age of 60.

Clients, who come to the site in Lockhart to eat, engage in conversation with other seniors, receive nutrition education, play table games, etc. Those seniors who are home bound can count on daily contact with a friendly volunteer who delivers the meal and checks on their well-being.

- 2) Current Financial Statements are attached.
- 3) All contributions received from the City of Lockhart are used directly to pay for the meals that are provided to the seniors.
- 4) CCA Senior Nutrition "Meals on Wheels" Program is requesting \$8,000 from the City of Lockhart for 2016-2017. We currently receive 65% of our funding from the Older Americans Act; the remainder must be raised through private donations, city/county request, client donations and fundraising. The money received will go directly to provide meals to the clients. CCA provided over 9,900 meals last program year. An average of 835 meals per month has been served in the last 4 months of this program

year. We have 70 active volunteers that help package and deliver the meals to the homebound. We employ one part-time staff person in Lockhart.

**DRAFT****COMBINED COMMUNITY ACTION (CCA)****Revenue & Expense Report****Fund CONGREGATE NUTRITION PROG (05)****06/21/2016****07:51:01****10/01/2015 to 03/31/2016****Page 1****Fund: 05 CONGREGATE NUTRITION PROG****Revenue**

05.000.00.408	INCOME-PROGRAM	12,911.37
05.000.00.412	INCOME-N/E PROGRAM	229.00
05.000.00.415	INCOME-LOCAL CASH	17,694.36
05.000.00.424	INCOME-FLOWER	5.58
05.000.00.440	INCOME-MISCELLANEOUS	1,075.00
05.000.00.451	INCOME-OAA TITLE 111	50,171.02
		<b>*37, 448.62</b>

**Total Revenue**

**\$82,086.31**  
**119,534.93**

**Expenses**

05.203.00.801	SALARIES-SERVICE	24,996.07
05.204.00.821	FRINGE-FICA/TUCA	2,822.40
05.204.00.823	FRINGE-WORKER'S COMP INS.	297.79
05.204.00.824	FRINGE-HOSPITAL INS.	570.00
05.204.00.825	FRINGE-RETIREMENT	57.75
05.204.00.826	FRINGE-LIFE INSURANCE	18.60
05.204.00.827	FRINGE-FRESH BENIES	100.00
05.205.00.830	TRAVEL-IN-AREA	257.74
05.205.00.878	TRAVEL-FUEL	3.36
05.205.00.879	TRAVEL-MAINTENANCE	13.60
05.207.00.853	OTHER COST-POSTAGE/FREIGHT	33.00
05.207.00.867	OTHER COST-TELEPHONE	378.46
05.207.00.868	OTHER COST-INTERNET	192.25
05.207.00.998	OTHER COST-INDIRECT COST	2,498.38
05.208.00.884	PROF DEV-TRAIN/STAFF/CONF	97.50
05.208.00.892	PROF DEV-DUES/MEMBERSHIP	165.62
05.209.00.857	PROMOTIONAL-RECRUIT/ADVERTISE	142.10
05.211.00.836	CONSUMABLES	130.49
05.211.00.839	FOOD COST-CONSUMABLES	53,073.48
05.212.00.841	SUPPLIES-MAINT	3.25
05.212.00.844	SUPPLIES-OFFICE	80.44
05.212.00.845	SUPPLIES-OTHER	494.14
05.212.00.852	SUPPLIES-COPYING/PRINTING	494.56
05.213.00.859	OCCUPANCY-RENT	445.00
05.213.00.864	OCCUPANCY-UTILITIES	696.52
05.213.00.904	OCCUPANCY-MAINT/REPRS/IMPROVE	975.81
	Encumbrances	0.00

**Total Expenses****\$89,036.31****Excess Revenues Over Expenses****(\$6,950.00)****30,498.62**

*Adjustments made will be reflected in next  
 2<sup>nd</sup> report.*

*Darlene Myers, CFO*

# COMBINED COMMUNITY ACTION (CCA)

**DRAFT**

## Revenue & Expense Report

Fund HOMEBOUND NUTRITION PROGRAM (06)

06/21/2016

07:51:15

10/01/2015 to 03/31/2016

Page 1

Fund: 06

### HOMEBOUND NUTRITION PROGRAM

#### Revenue

06.000.00.408	INCOME-PROGRAM	12,868.17
06.000.00.415	INCOME-LOCAL CASH	11,500.00
06.000.00.418	INCOME-UNITED WAY	4,319.58
06.000.00.424	INCOME-FLOWER	(8.01)
06.000.00.440	INCOME-MISCELLANEOUS	12,455.00
06.000.00.442	INCOME-AMERIGROUP	3,825.00
06.000.00.443	INCOME-EVERCARE/United Health Care	3,286.34
06.000.00.445	INCOME-BULK MAILINGS	2,885.00
06.000.00.451	INCOME-OAA TITLE 111	95,838.12
06.000.10.448	INCOME-SPONSOR-A-SENIOR / BASTROP	100.00
06.000.14.448	INCOME-SPONSOR-A-SENIOR / BLANCO	526.46
06.000.20.448	INCOME-SPONSOR-A-SENIOR / CALDWELL	1,450.00
06.000.50.448	INCOME-SPONSOR-A-SENIOR / FAYETTE	6,819.30
06.000.70.448	INCOME-SPONSOR-A-SENIOR / HAYS	8,105.50
06.000.80.448	INCOME-SPONSOR-A-SENIOR / LEE	2,522.50

Total Revenue

~~\$166,492.96~~

239,011.00

#### Expenses

06.203.00.801	SALARIES-SERVICE	58,631.68
06.204.00.821	FRINGE-FICA/TUCA	6,370.15
06.204.00.823	FRINGE-WORKERS COMP INS.	697.04
06.204.00.824	FRINGE-HOSPITALIZATION INS.	1,710.00
06.204.00.825	FRINGE- RETIREMENT	173.25
06.204.00.826	FRINGE-LIFE INSURANCE	43.40
06.204.00.827	FRINGE-FRESH BENIES	240.00
06.205.00.830	TRAVEL-IN AREA	2,028.67
06.205.00.833	TRAVEL-TRANSPORTING	183.55
06.205.00.878	TRAVEL-FUEL	61.06
06.205.00.879	TRAVEL-MAINTENANCE	115.78
06.207.00.853	OTHER COST-POSTAGE/FREIGHT	33.00
06.207.00.867	OTHER COST-TELEPHONE	1,166.66
06.207.00.868	OTHER COST-INTERNET	699.79
06.207.00.998	OTHER COST-INDIRECT COST	5,944.52
06.208.00.884	PROF DEV-TRAIN/STAFF	292.50
06.208.00.892	PROF DEV-DUES/MEMBERSHIP	165.63
06.209.00.857	PROMOTIONAL-RECRUIT/ADVERTISE	239.90
06.211.00.836	CONSUMABLES	391.48
06.211.00.839	FOOD-CONSUMABLES	157,946.74
06.211.00.847	FOOD-FROZEN/SHELF	12,376.00
06.212.00.841	SUPPLIES-MAINT	9.74
06.212.00.844	SUPPLIES-OFFICE	105.47
06.212.00.845	SUPPLIES-OTHER	1,439.96
06.212.00.852	SUPPLIES-COPYING/PRINTING	1,483.66
06.213.00.859	OCCUPANCY-RENT	1,051.00
06.213.00.864	OCCUPANCY-UTILITIES	1,531.56
06.213.00.904	OCCUPANCY-MAIN/REPAIRS/IMPROVE	1,389.12
06.303.00.801	NUT ED-SALARIES	1,369.40
06.304.00.821	NUT ED-FICA/TUCA	163.40
06.407.00.852	BULK-COPY/PRINT	165.07
06.407.00.853	BULK-POSTAGE	245.00
06.412.00.845	SUPPLIES-OTHER	1,295.24
08.703.00.801	LOCAL CASH-SALARIES	11.63
06.704.00.821	LOCAL CASH-FICA/TUCA	1.76
06.712.01.999	LOCAL-MISC., ALLENWOOD	843.75
	Encumbrances	0.00

Total Expenses

\$260,616.60

COMBINED COMMUNITY ACTION (CCA)

DRAFT

Revenue & Expense Report

Fund HOMEBOUND NUTRITION PROGRAM (06)

06/21/2016

07:51:15

10/01/2015 to 03/31/2016

Page 2

Excess Revenues Over Expenses

~~(\$94,123.64)~~

=====

(21,605.60)

Adjustments made will be reflected in next  
ftr report.

Darlene Myers, CFO

Internal Revenue Service

Date: July 20, 2001

Combined Community Action, Inc.  
165 West Austin  
Giddings, TX 78942

Department of the Treasury

P. O. Box 2508  
Cincinnati, OH 45201

RECEIVED  
JUL 26 2001

Person to Contact:

Judy Simonson 31-04016

Customer Service Representative

Toll Free Telephone Number:

8:00 a.m. to 9:30 p.m. EST

877-829-5500

Fax Number:

513-263-3756

Federal Identification Number:

74-1548511

Dear Sir or Madam:

This letter is in response to your request for affirmation of your organization's exempt status with your current address. Your address has been changed as shown above.

Our records indicate that a determination letter issued in January 1996 granted your organization exemption from federal income tax under section 501(c)(3) of the Internal Revenue Code. That letter is still in effect.

Based on information subsequently submitted, we classified your organization as one that is not a private foundation within the meaning of section 509(a) of the Code because it is an organization described in sections 509(a)(1) and 170(b)(1)(A)(vi).

This classification was based on the assumption that your organization's operations would continue as stated in the application. If your organization's sources of support, or its character, method of operations, or purposes have changed, please let us know so we can consider the effect of the change on the exempt status and foundation status of your organization.

Your organization is required to file Form 990, Return of Organization Exempt from Income Tax, only if its gross receipts each year are normally more than \$25,000. If a return is required, it must be filed by the 15th day of the fifth month after the end of the organization's annual accounting period. The law imposes a penalty of \$20 a day, up to a maximum of \$10,000, when a return is filed late, unless there is reasonable cause for the delay.

All exempt organizations (unless specifically excluded) are liable for taxes under the Federal Insurance Contributions Act (social security taxes) on remuneration of \$100 or more paid to each employee during a calendar year. Your organization is not liable for the tax imposed under the Federal Unemployment Tax Act (FUTA).

Organizations that are not private foundations are not subject to the excise taxes under Chapter 42 of the Code. However, these organizations are not automatically exempt from other federal excise taxes.

Donors may deduct contributions to your organization as provided in section 170 of the Code. Bequests, legacies, devises, transfers, or gifts to your organization or for its use are deductible for federal estate and gift tax purposes if they meet the applicable provisions of sections 2055, 2106, and 2522 of the Code.

Combined Community Action, Inc.  
74-1548511

Your organization is not required to file federal income tax returns unless it is subject to the tax on unrelated business income under section 511 of the Code. If your organization is subject to this tax, it must file an income tax return on the Form 990-T, Exempt Organization Business Income Tax Return. In this letter, we are not determining whether any of your organization's present or proposed activities are unrelated trade or business as defined in section 513 of the Code.

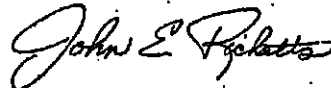
The law requires you to make your organization's annual return available for public inspection without charge for three years after the due date of the return. You are also required to make available for public inspection a copy of your organization's exemption application, any supporting documents and the exemption letter to any individual who requests such documents in person or in writing. You can charge only a reasonable fee for reproduction and actual postage costs for the copied materials. The law does not require you to provide copies of public inspection documents that are widely available, such as by posting them on the Internet (World Wide Web). You may be liable for a penalty of \$20 a day for each day you do not make these documents available for public inspection (up to a maximum of \$10,000 in the case of an annual return).

Because this letter could help resolve any questions about your organization's exempt status and foundation status, you should keep it with the organization's permanent records.


If you have any questions, please call us at the telephone number shown in the heading of this letter.

This letter affirms your organization's exempt status.

Sincerely,

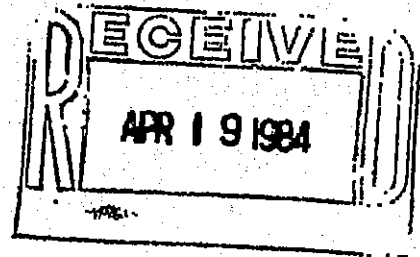


John E. Ricketts, Director, TE/GE  
Customer Account Services



COMPTROLLER OF PUBLIC ACCOUNTS  
STATE OF TEXAS  
AUSTIN, 78774

April 18, 1984



Ms. Dee Hennesey  
Combined Community Action, Inc.

165 W. Austin  
Giddings, Texas 78942

Dear Ms. Hennesey:

The Combined Community Action, Inc. meets the requirements for reclassification of exemption to a 501(c)(3) organization effective June 15, 1976 date of previous exemption. Therefore, the organization may issue an exemption certificate in lieu of the Limited Sales, Excise and Use Tax on taxable items purchased which relates to the purpose of the exempted organization and the item is not used for the personal benefit of a private stockholder or individual. This certificate does not require a number to be valid and may be reproduced in any quantity.

The exemptions authorized by this decision are applicable to items subject to the Limited Sales, Excise and Use Tax Act only. The decision does not extend to hotel occupancy, motor vehicles, motor fuel or other items which are taxed under other provisions of the Statutes.

If your organization makes any sales of taxable items, you must obtain a sales tax permit, collect the tax on all taxable sales, file reports and remit the tax each quarter. The Comptroller's Field Office in your area is located at 1700 S. Lamar, Building 2, Austin, Texas 78704, telephone number 512/447-9747.

In the event your organization changes its name or address, you are required to notify this office of such change.

If you have any questions, please contact the Exempt Organization Section. You may telephone 512/475-8184 or toll-free from anywhere in Texas at 1/800/252-5555.

Sincerely,

*Harry F. Rogers*

Harry F. Rogers  
Exempt Organization Section

19:1F/31  
Enclosure

# TEXAS SALES TAX EXEMPTION CERTIFICATE

Name of purchaser, firm or agency <b>Combined Community Action, Inc.</b>	
Address (Street & number, P. O. Box or Route number) <b>165 W. Austin</b>	Phone (Area code and number) <b>(979) 540-2980</b>
City, state, zip code <b>Giddings Texas, 78942</b>	

I, the purchaser named above, claim an exemption from payment of sales taxes for the purchase of taxable items described below or on the attached order or invoice:  
**Combined Community Action, Inc.**

Description of items to be purchased, or on the attached order or invoice:

Purchaser claims this exemption for the following reason:

That the merchandise being purchased is for the organization's own use, is being  
made in the name of the organization and that payment will be made from the  
organization's own funds.

I understand that I will be liable for payment of Sales Tax which may become due for failure to comply with the provisions of the State, City and/or Metropolitan Transit Authority Sales and Use Tax Laws and Comptroller rules regarding exempt purchases. Liability for the tax will be determined by the price paid for the taxable items purchased or the fair market rental value for the period of time used.

I understand that it is a misdemeanor to give an Exemption Certificate to the seller for taxable items which I know, at the time of purchase, will be used in a manner other than that expressed in this certificate and that upon conviction may be fined not more than \$500 per offense.

sign here <i>Kelly Stank</i>	Purchaser	Title <b>Executive Director</b>	Date
------------------------------	-----------	------------------------------------	------

NOTE: This certificate cannot be issued for the purchase, lease or rental of a motor vehicle.

**THIS CERTIFICATE DOES NOT REQUIRE A NUMBER TO BE VALID.**

Sales and Use Tax "Exemption Numbers" or "Tax Exempt" Numbers do not exist.

This certificate should be furnished to the supplier. Do not send the completed certificate to the Comptroller of Public Accounts.



## Office of the Secretary of State

### CERTIFICATE OF FILING OF


COMBINED COMMUNITY ACTION, INCORPORATED  
File Number: 22216601

The undersigned, as Secretary of State of Texas, hereby certifies that the Nonprofit Periodic Report for the above named entity has been received in this office and has been found to conform to the applicable provisions of law.

ACCORDINGLY, the undersigned, as Secretary of State, and by virtue of the authority vested in the secretary by law, hereby issues this certificate evidencing filing effective on the date shown below.

Dated: 11/29/2012

Effective: 11/29/2012



A handwritten signature of John Steen in black ink.

John Steen  
Secretary of State

LOCKHART AREA SENIOR CITIZENS CENTER

REQUEST: \$3,500

# **Lockhart Area Senior Activity Center**

Severo Castillo, Director| 901 Bois D'Arc St.|Lockhart, Tx| 78644| 512-398-6322

Board of Directors: President – Diana Coker, Vice- President- Linda Howard, Secretary – Pat Schneider, Treasurer – Donnie Young, Jane Hyatt, Jo Windham and Janet Odell.

## **2015/ 2016 Mission Statement and benefit of our organization:**

Our mission is to provide a pleasant facility where all seniors throughout the community can come and enhance their living experiences. Our facility enables senior citizens to socialize, make new friends, enjoy nutritious and inexpensive home-cooked meals, and participate in an exercise program. We also deliver lunches daily to those who are homebound. Seniors also have the opportunity to increase their self-esteem by volunteering in the kitchen or working in our thrift shop as well as contributing to assorted fund-raising activities

Seniors benefit from a variety of groups that come in monthly offering information relevant to senior care. Local groups also benefit from our meeting rooms like: Seniors and Law Enforcement Together (SALT), Caldwell County Retired Teachers, Central Texas Advocates for Seniors (CTAS), and Baptist and Lutheran Churches.

We also participate in the Community Supervision Restitution program and have assisted many community service workers in complying with their restitution agendas.

## **Previous Contributions**

Previous year's contribution from the city has helped pay our insurance policies, tax services as well as general operating expenses.

## **2016-2017 budget years**

We are asking the city for a donation of \$3,500.00. This donation will help pay our insurance policies, new Thrift Shop air conditioners and heaters, heaters for kitchen, along with subsidizing our meal expenses so that we can continue to offer meals at a reasonable price.

# **Lockhart Area Senior Activity Center, Inc.**

## **Operating Statement for August 1, 2015- June 30 2016 (unaudited)**

### **Sales**

Meals	44,764.00
Thrift Shop	15,092.88
Miscellaneous	2,049.00 (books, coffee, dues, gift shop)
Donations	8,528.09

**Gross Sales**                      **70,433.97**

### **Expenses**

Administrative	2,483.20	
Food	15,160.09	
General Supplies	1,385.55	
Utilities	1,219.24	
Maintenance	2,544.22	(repairs, regular mnt.)
Wages	26,451.88	
Sales tax paid	1,153.67	
Insurance	2,588.20	
Payroll Taxes	9,328.71	
Kitchen Supplies	2,591.38	

**Total Expenses**                      **64,906.14**

**Net Gain/Loss**                      **5,527.83**



## Office of the Secretary of State

### CERTIFICATE OF INCORPORATION OF

LOCKHART AREA SENIOR ACTIVITY CENTER, INC.

Filing Number: 800095226

The undersigned, as Secretary of State of Texas, hereby certifies that Articles of Incorporation for the above named corporation have been received in this office and have been found to conform to law.

Accordingly, the undersigned, as Secretary of State, and by virtue of the authority vested in the Secretary by law, hereby issues this Certificate of Incorporation.

Issuance of this Certificate of Incorporation does not authorize the use of a name in this state in violation of the rights of another under the federal Trademark Act of 1946, the Texas trademark law, the Assumed Business or Professional Name Act, or the common law.

Dated: 06/13/2002

Effective: 06/13/2002



A handwritten signature in cursive script that reads "Gwyn Shea".

Gwyn Shea  
Secretary of State



# COMPTROLLER OF PUBLIC ACCOUNTS

P.O. BOX 13528  
AUSTIN, TX 78711-3528

TRUE

January 28, 2003

Ms. Mary Ann Wagner  
Lockhart Area Senior Activity Center  
Post Office Box 673  
Lockhart, Texas 78644-0673

RE: Taxpayer Number 3-20065-6493-7

Dear Ms. Wagner:

*Lockhart Area Senior Activity Center, Inc.* qualifies for exemption from Texas franchise tax under Section 171.063(a)(1) and Texas sales and use tax under Section 151.310(a)(2) of the Texas Tax Code as a 501(c)(3) organization effective June 13, 2002.

The Texas Tax Code is available online at <http://www.capitol.state.tx.us/statutes/txtoc.html>.

The organization may issue a valid exemption certificate in lieu of paying state and local sales tax on taxable items purchased that relate to the purpose of the exempt organization and are not used for the personal benefit of a private member or individual. The enclosed certificate, form 01-339, does not require a number to be valid, and you may reproduce it in any quantity. You may download additional copies of the form online at <http://window.state.tx.us/taxinfo/taxforms/01-3392.pdf>, or call Tax Assistance toll free at 1-800-252-5555.

The exemptions above *do not* extend to the Texas hotel occupancy tax, motor vehicle sales tax or any other tax.

If you receive any franchise tax notices or have any questions regarding sales tax purchases and/or sales of taxable items or services, contact Tax Assistance at the number above.

As a reminder, you must notify the Texas Secretary of State if the organization changes its name, registered agent, or registered office address. The phone number is 512/463-5582.

If you have questions about your exempt status, you may e-mail me at [tax.help@cpa.state.tx.us](mailto:tax.help@cpa.state.tx.us) or call me toll free at 1-800-531-5441, extension 5-0252.

Sincerely,

Peter Kevin Hudson  
Exempt Organizations Section

CASA OF CENTRAL TEXAS, INC

REQUEST: \$6,500



**CASA OF CENTRAL TEXAS, INC.**

July 6, 2016

Mayor Lew White  
c/o Stephanie House, Controller  
City of Lockhart  
308 W. San Antonio  
Lockhart, TX 78644

Dear Mayor White & City Councilmembers:

Thank you for inviting CASA of Central Texas, Inc. to work with the City of Lockhart again this year on a contribution request. Following your instructions, we are providing the following information and attachments for consideration:

- CASA (Court Appointed Special Advocates) of Central Texas, Inc. advocates for abused and neglected children in the court system by recruiting, training and supporting community volunteers. We believe in a world where every abused and neglected child is given the opportunity to thrive in a safe and loving home.
- CASA of Central Texas, Inc. is an independently incorporated and locally operated 501(c)(3) nonprofit organization. We are members of the nationally recognized program National CASA as well as Texas CASA.
- In 2015, we served 27 children from Caldwell County who were abused or neglected. An additional 110 children did not have the voice of a compassionate and committed citizen-volunteer to speak up for them and represent their best interests.
- Ten citizen-volunteers served 20 abused and neglected children from Lockhart in 2015. This year, CASA has helped one (1) Lockhart child find a loving, adoptive home.
- We are requesting \$6,500 to be used for recruiting, training and supporting more community volunteers to be citizen advocates. Our proposed organizational budget (including revenues and expenditures) for our fiscal year beginning 7/1/16 is attached. CASA of Central Texas has a diversified funding base from public and private sources including state and local governments, corporate giving and contributions from individuals. We apply for grants with private foundations and local organizations and hold fundraising events throughout the year.

Again, we appreciate your consideration and support and we look forward to our presentation to the Council on July 12, 2016. Please contact me if you have any questions or require additional information.

Sincerely

*Norma C. Blackwell*

Norma Castilla-Blackwell  
Executive Director

NB:II  
Att.

**New Braunfels**

**San Marcos**

1619 E. Common, Suite 301  
New Braunfels, Texas 78130  
Tel: 830.626.2272  
Fax: 830.626.3636



P.O. Box 1267  
San Marcos, Texas 78667  
Tel: 512.392.3578  
Fax: 512.392.3702

## **CASA of Central Texas, Inc.**

### **City of Lockhart Contribution Request FY2016-17**

**Lockhart City Council  
Tuesday, July 12, 2016 6:30 PM  
217 South Main Street, 3rd Floor  
Lockhart, Texas**

#### **Presentation Contents**

1. Mission and Benefit of CASA of Central Texas
2. Current Financial Statements
3. Previous Year Expenditures (P&L Statement)
4. Summary of Proposal / Budget Request
5. 501(c)(3) certification letter
6. Secretary of State certification letters
7. CASA 2015 Infographic
8. CASA Program Statistics Chart

## CASA of Central Texas, Inc.

### Mission and Benefit

An estimated 3,000 children - or 8 children *every day* - die from abuse or neglect (2016 Final Report, Commission to Eliminate Child Abuse and Neglect Fatalities). CASA of Central Texas advocates for abused and neglected children in the court system, in schools, and in the community by recruiting, training and supporting dedicated volunteers.

*For the children*, CASA gives them a voice, protects their well-being, prevents re-abuse, and helps find permanent homes where children may be safe, healthy and have successful futures.

*For our volunteers*, CASA provides quality training, a professional network of support and a meaningful purpose to share their time.

*For the courts*, CASA acts as independent "eyes and ears" while the children are in foster care, serving as Guardian ad Litem, gathering critical information, and giving reports to help judges make informed decisions in the child's best interest.

*For our donors*, CASA offers an easy and rewarding giving experience, a fiscally sound, transparent and trustworthy charitable organization.

*For the community*, CASA is a valued partner, with an eye toward long-term stability, service and community health.

CASA (Court Appointed Special Advocates) of Central Texas formed in 1985 by concerned community members and became affiliated with the national CASA model developed by a family court judge. We had 18 volunteers in our first year. Now in our 31st year, we have over 200 citizen-volunteers who serve children in Caldwell, Comal, Guadalupe and Hays Counties. Last year, we served 471 children who were abused or neglected and placed in State custody. However, 639 additional children still needed a CASA.

We believe that childhood is a once-in-a-lifetime experience and that every child should be given the opportunity to thrive in a safe and loving home. We know that children in foster care fare better and receive more help when they have an independent, trained, and consistent adult advocating for their needs. Advocates tell us that their own lives are more enriched with love and a feeling of satisfaction as they speak up for the best interests of the children. For many abused children, a trained CASA volunteer is the only constant adult presence in their lives. The City of Lockhart can advance the cause of child welfare in Central Texas by volunteering or donating to CASA of Central Texas.

**CASA of Central Texas, Inc.**  
**Balance Sheet**  
**As of May 31, 2016**

---

	May 31, 16
<b>ASSETS</b>	
<b>Current Assets</b>	
Checking/Savings	
1020 · OP Acct-Prosperity Bank	41,464.81
1030 · ED Acct-Prosperity Bank	2,928.25
1040 · RBFCU Savings	4.24
1045 · RBFCU Checking	146.06
1050 · Capital Campaign Checking	54,606.19
<b>Total Checking/Savings</b>	<b>99,149.55</b>
Accounts Receivable	
1210 · Pledges Receivable	90,845.00
1240 · Grants Receivable	45,403.35
1250 · Facility Use Receivable	400.00
<b>Total Accounts Receivable</b>	<b>136,648.35</b>
Other Current Assets	
1450 · Prepaid Expenses	3,155.50
<b>Total Other Current Assets</b>	<b>3,155.50</b>
<b>Total Current Assets</b>	<b>238,953.40</b>
<b>Fixed Assets</b>	
1650 · Equipment & Fixtures	109,400.28
1660 · Building - New Braunfels	553,302.64
1661 · Land & Building - San Marcos	59,900.00
1755 · Accumulated Depreciation	-216,124.00
<b>Total Fixed Assets</b>	<b>506,478.92</b>
<b>Other Assets</b>	
1805 · NBACF Endowment Fund	45,198.56
1810 · Utility Deposits	1,619.75
<b>Total Other Assets</b>	<b>46,818.31</b>
<b>TOTAL ASSETS</b>	<b><u>792,250.63</u></b>
<b>LIABILITIES &amp; EQUITY</b>	
<b>Liabilities</b>	
<b>Current Liabilities</b>	
Other Current Liabilities	
2105 · Payable - TX Unemployment Tax	49.86
2114 · Payable - Charitable Donation	2,263.80
2115 · Payable - Dental Insurance	59.74
2116 · Payable - Health Insurance	275.61
2118 · Payable - Term Life	178.73
<b>Total Other Current Liabilities</b>	<b>2,827.74</b>
<b>Total Current Liabilities</b>	<b>2,827.74</b>
<b>Total Liabilities</b>	<b>2,827.74</b>
<b>Equity</b>	
3001 · Opening Bal Equity	19,399.62
3010 · Unrestricted Net Assets	648,737.00
Net Income	121,286.27
<b>Total Equity</b>	<b>789,422.89</b>
<b>TOTAL LIABILITIES &amp; EQUITY</b>	<b><u>792,250.63</u></b>

## CASA of Central Texas, Inc.

## Profit &amp; Loss

Jul 2015 through May 2016

Jul '15 - May 16

## Ordinary Income/Expense

## Income

## 6000 · INCOME

6001 · Federal Grants 189,564.59

6002 · State Grants 271,374.36

## 6003 · County Grants

6003.5 · County Jury Fee Income 7,226.69

6003 · County Grants - Other 43,028.00

Total 6003 · County Grants 50,254.69

6004 · City Grants 26,044.36

6005 · United Way Grants 27,000.00

## 6006 · UW - Designated Contributions

City Charitable Campaigns 10,944.13

Combined Federal Campaigns 3,306.49

County 619.33

School Districts 932.44

SECC Campaigns 3,120.63

Total 6006 · UW - Designated Contributions 18,923.02

6026 · Children's Special Needs 700.00

6028 · Memorials &amp; Honor Gifts 4,480.00

6040 · Fundraising Event Income 83,708.00

6060 · Board Member Contributions 1,420.00

6062 · Corporate 7,809.12

6064 · Church Contributions 6,156.25

6065 · Civic Organizations 11,100.00

6066 · Individuals 20,164.71

6080 · Foundations 302,910.00

6085 · Capital Campaign Income 215,477.00

6105 · Interest Income 77.13

6120 · Unrealized Loss -5,066.52

Total 6000 · INCOME 1,232,096.71

Total Income 1,232,096.71

Gross Profit 1,232,096.71

## Expense

## 7200 · Expenses

7201 · Personnel Wages 705,018.08

7229 · Health/Life Insurance 53,189.48

7232 · Payroll Taxes 56,943.89

7234 · Pension 32,815.15

7236 · Unemployment Taxes 933.10

7238 · Worker's Compensation 2,589.00

7240 · Conferences/Cont Education 11,056.30

7245 · Travel/Mileage 36,033.20

7255 · Contract Svc/Background Cks 4,045.45

7260 · Equipment/Software/Computer 10,268.90

7262 · Equipment Rental 11,870.80

7264 · Office - General 4,736.13

7265 · Office Supplies 3,722.01

7266 · Training Expenses 1,092.92

7267 · Children's Special Needs 3,464.01

7269 · Advocate Recognition 7,307.06

7270 · Audit 5,400.00

7271 · Advertising/Recruiting 4,480.76

7273 · Fundraising Expenses 25,850.32

7280 · Legal/Professional 1,873.73

7282 · Credit Card &amp; Other Fees 2,767.47

## 7300 · Insurance

7306 · Insurance - Dir &amp; Officers 2,857.00

## CASA of Central Texas, Inc.

## Profit &amp; Loss

July 2015 through May 2016

	Jul '15 - May 16
7307 · Insurance - Liability&Fidelity	8,419.00
Total 7300 · Insurance	11,276.00
7315 · Membership/Subscription	4,456.45
7325 · Postage	2,019.91
7330 · Printing/Promotion	1,645.91
7335 · Storage Rental	2,320.00
7340 · Telephone/Internet	13,749.40
7345 · Utilities	3,200.92
7350 · Building Maintenance	12,649.20
Total 7200 · Expenses	1,036,775.55
7550 · Capital Campaign Expenses	
7555 · Property Taxes	4,939.39
7550 · Capital Campaign Expenses - Other	69,095.50
Total 7550 · Capital Campaign Expenses	74,034.89
Total Expense	1,110,810.44
Net Ordinary Income	121,286.27
Other Income/Expense	
Other Income	
6400 · In-Kind Revenue	163,333.70
Total Other Income	163,333.70
Other Expense	
7400 · In Kind Expenses	
7401 · Donations - In Kind	44,817.52
7405 · Volunteer Hrs - In Kind	92,515.50
7406 · Mileage - In Kind	7,500.68
7409 · Rent & Utilities - In Kind	18,500.00
Total 7400 · In Kind Expenses	163,333.70
Total Other Expense	163,333.70
Net Other Income	0.00
Net Income	<u>121,286.27</u>

**CASA of Central Texas, Inc.**  
**Profit & Loss by Job**  
October 2015 through June 2016

	2015-16 Operations (City of Lockhart)
Ordinary Income/Expense	
Income	
6000 · INCOME	
6004 · City Grants	3,044.36
Total 6000 · INCOME	3,044.36
Total Income	3,044.36
Gross Profit	3,044.36
Expense	
7200 · Expenses	
7201 · Personnel Wages	2,282.94
Total 7200 · Expenses	2,282.94
Total Expense	2,282.94
Net Ordinary Income	761.42
Net Income	761.42

## CASA of Central Texas, Inc.

### Summary of Proposal / Budget Request

CASA of Central Texas is requesting \$6,500 from the City of Lockhart to recruit, train and support more citizen-volunteers to serve as court-appointed Guardians Ad Litem to children and youth involved in child welfare cases.

We provide free and flexible training at no cost to the volunteer. Trained and supported CASA volunteers work the duration of a case, typically 12 to 18 months, and have direct monthly contact with the children from 10-15 hours. Direct services include case research and keeping the court informed on the children's' developments and concerns.

In 2015, Caldwell County had 137 children in the State foster care system. CASA served only 27 children or 20% of Caldwell children in State care. Last year, 10 citizen-volunteers served 20 abused and neglected children from Lockhart. This year, one (1) Lockhart child has been adopted into a loving, safe and stable home.

Population and child welfare studies, as well as a statewide survey of the judiciary, provide strong support to increase the number of citizen advocates who can help move the children as quickly as possible out of the foster care system and into caring, safe and permanent homes. Many more children need a CASA.

*We are for the child who has been abused and is afraid to go home. We are for the child who has been neglected and doesn't know where his next meal will come from. We are for the child who is now in foster care and will live in an environment of instability. We are for the child who will one day turn 18 and be surrendered to the world. One year of CASA advocacy costs less than one month of foster care. For every child that has a CASA, another does not. Every child needs a CASA—100% of children in State care deserve a dedicated volunteer who will fight with fierceness and compassion for that child to have a chance for a stable childhood and the opportunity to thrive.*

**CASA OF CENTRAL TEXAS, INC.**  
**BOARD APPROVED BUDGET**  
**FY2016-17**

<b>INCOME BUDGET</b>	<b>2016-17</b>
VOCA	136,641.00
NATIONAL CASA	17,500.00
CDBG-NEW BRAUNFELS	5,000.00
CDBG-SAN MARCOS	29,810.00
OVAG	42,000.00
TEXAS CASA - CVC	164,164.00
TEXAS CASA - CVC GROWTH	75,000.00
TEXAS CASA - PMC	30,000.00
COMAL COUNTY	1,000.00
GUADALUPE COUNTY	7,500.00
HAYS COUNTY	30,000.00
COUNTY JURY FEES	8,000.00
CITY OF BUDA	5,000.00
CITY OF LOCKHART	6,500.00
CITY OF SAN MARCOS YOUTH ADVOCACY	5,000.00
CITY OF SAN MARCOS HUMAN SERVICES	18,000.00
UNITED WAY - GREATER AUSTIN	14,000.00
UNITED WAY - COMAL COUNTY	33,000.00
UNITED WAY - SA AREA	4,000.00
BOARD MEMBER CONTRIBUTIONS	14,000.00
MEMORIALS & HONORS	3,000.00
CHILDRENS SPECIAL NEEDS	2,000.00
INDIVIDUAL-BIG GIVE S.A.	6,500.00
INDIVIDUAL-AMPLIFY AUSTIN	6,500.00
INDIVIDUAL-HOLIDAY APPEAL	5,000.00
INDIVIDUAL-GIVING TUESDAY	1,000.00
INDIVIDUAL-OTHER	15,000.00
CHURCH CONTRIBUTIONS	6,000.00
SAN MARCOS LIONS CLUB	8,000.00
CIVIC OTHER	4,000.00
GRANDE COMMUNICATIONS	2,500.00
HD SUPPLY	5,000.00
CORPORATE OTHER	10,000.00
COMAL COPS FOR KIDS	7,500.00
GVTC	5,000.00
KRONKOSKY CHARITABLE	100,000.00
MAYS FOUNDATION	5,000.00
McKENNA FOUNDATION	50,000.00
NAJIM FAMILY FOUNDATION	35,000.00
ST. LUKES HEALTH MINISTRIES	5,000.00
TOPFER FAMILY FOUNDATION	7,500.00
UNION PACIFIC FOUNDATION	5,000.00
VALERO FOUNDATION	5,000.00
EVENT-GALA	55,000.00
EVENT-SUPERHERO RUN	2,000.00
EVENT-3rd PARTY	8,000.00
UNKNOWN	181,385.00
<b>TOTAL INCOME</b>	<b>1,192,000.00</b>

**CASA OF CENTRAL TEXAS, INC.**  
**BOARD APPROVED BUDGET**  
**FY2016-17**

<b>EXPENSE BUDGET</b>	<b>2016-17</b>
PERSONNEL SALARIES	823,770.00
INSURANCE BENEFITS	
Health	64,800.00
Life	2,000.00
PAYROLL TAXES	63,018.00
PENSION	37,812.00
UNEMPLOYMENT TAXES	888.00
WORKERS COMP INSURANCE	2,800.00
CONFERENCES/EDUCATION	10,000.00
TRAVEL	39,042.00
CONTRACT SVC-BACKGROUND	4,500.00
EQUIP/COMPUTER/SOFTWARE	12,000.00
EQUIPMENT RENTAL	14,000.00
CREDIT CARD AND OTHER FEES	4,000.00
OFFICE- GENERAL	4,500.00
OFFICE SUPPLIES	5,000.00
TRAINING EXPENSES	2,000.00
SPECIAL NEEDS FOR CHILDREN	3,500.00
ADVOCATE RECOGNITION	7,000.00
AUDIT	5,500.00
ADVERTISING/RECRUITING	5,000.00
FUNDRAISING	21,000.00
LEGAL & PROFESSIONAL	2,500.00
INSURANCE	
Directors & Officers	2,800.00
Liability & Fidelity	9,000.00
MEMBERSHIP & SUBSCRIPT	5,200.00
POSTAGE	2,500.00
PRINTING/PROMOTIONS	3,000.00
STORAGE RENTAL	500.00
TELEPHONE/INTERNET	16,170.00
UTILITIES	3,500.00
BUILDING MAINTENANCE	14,700.00
<b>TOTAL EXPENSES</b>	<b>1,192,000.00</b>

INTERNAL REVENUE SERVICE  
District Director

DEPARTMENT OF THE TREASURY  
1100 Commerce St., Dallas, TX 75242

CASA OF CENTRAL TEXAS, INC.  
PO BOX 311832  
NEW BRAUNFELS, TEXAS 78131

Person to Contact:  
BARBARA MITCHELL  
Telephone Number:  
(214) 767-6023  
Refer Reply to:  
EO:CSU:4940DAL  
Date:  
AUGUST 4, 1994

Dear Sir or Madam:

Our records show that CASA OF CENTRAL TEXAS is exempt from Federal Income Tax under section 501(c)(3) of the Internal Revenue Code. This exemption was granted OCTOBER 1986 and remains in full force and effect. Contributions to your organization are deductible in the manner and to the extent provided by section 170 of the Code.


We have classified your organization as one that is not a private foundation within the meaning of section 509(a) of the Internal Revenue Code because you are an organization described in section 170(b)(1)(A)(vi).

If we may be of further assistance, please contact the person whose name and telephone number are shown above.

Sincerely,

*Barbara Mitchell*  
EO Technical Assistant

74-2403373



## Office of the Secretary of State


The undersigned, as Secretary of State of Texas, does hereby certify that the attached is a true and correct copy of each document on file in this office as described below:

CASA OF CENTRAL TEXAS, INC.  
Filing Number: 74608001

Nonprofit Periodic Report  
Articles Of Amendment  
Change Of Registered Agent/Office  
Change Of Registered Agent/Office  
Change Of Registered Agent/Office


April 18, 1994  
April 29, 1994  
September 01, 1994  
November 25, 1996  
May 27, 1999

In testimony whereof, I have hereunto signed my name officially and caused to be impressed hereon the Seal of State at my office in Austin, Texas on October 29, 2007.



A handwritten signature in black ink, reading "Phil Wilson".

Phil Wilson  
Secretary of State



FILED  
In the Office of the  
Secretary of State of Texas

# The State of Texas

APR 18 1994

## Secretary of State

Corporations Section

SECRETARY OF STATE

CHARTER NO. 00746080-01  
ARTICLE 9.01, T.N.P.C.A. REPORT  
FILING FEE \$5.00

PURSUANT TO THE PROVISIONS OF ARTICLE 9.01 OF THE TEXAS NON-PROFIT CORPORATION ACT, THE UNDERSIGNED CORPORATION HEREBY FILES ITS REPORT SETTING FORTH:

1. THE NAME OF THE CORPORATION IS:

COMAL COUNTY CHILD ADVOCACY INC.

2. IT IS INCORPORATED UNDER THE LAWS OF: TEXAS

3. THE STREET ADDRESS OF THE REGISTERED OFFICE OF THE CORPORATION IN THE STATE OF TEXAS IS: 805 ENCINO NEW BRAUNFELS, TX  
(MAKE ANY CHANGES HERE)

4. ITS REGISTERED AGENT AT SUCH ADDRESS IS: BILL M. REIMER  
(MAKE ANY CHANGES HERE)

5. IF A FOREIGN CORPORATION, THE STREET ADDRESS OF ITS PRINCIPAL OFFICE THE STATE OR COUNTRY UNDER THE LAWS OF WHICH IT IS INCORPORATED IS:

6. THE NAMES AND RESPECTIVE ADDRESSES OF ITS DIRECTORS (OR TRUSTEES, ETC.) AND OFFICERS ARE: (NAME AT LEAST 3)

NAME	TITLE	ADDRESS
Pennie Koopman	President	2314 Brittany Grace New Braunfels, TX 78130
John Haas	Vice Pres./Treasurer	1007 Orchid New Braunfels, TX 78130
Bob Stewart	Secretary	502 Riverside New Braunfels, TX 78130

7. THE FOREGOING INFORMATION IS GIVEN AS OF THE DATE OF THE EXECUTION OF THIS REPORT:

DATED April 14, 1994

Comal County Child Advocacy, Inc.

(NAME OF CORPORATION)

RECEIVED  
SECRETARY OF STATE

BY Pennie Koopman  
(SIGNATURE)

APR 18 1994

ITS President  
(TITLE OF OFFICER SIGNING)

083

NOTE: ALL ITEMS MUST BE COMPLETED. MAKE CHANGES TO ITEMS 3 AND 4 AS NECESSARY. RETURN TO SECRETARY OF STATE, CORPORATIONS SECTION, P.O. BOX 13697, AUSTIN, TEXAS 78711-3697 WITH A \$5.00 FEE.

ARTICLES OF AMENDMENT TO  
ARTICLES OF INCORPORATION OF  
COMAL COUNTY CHILD ADVOCACY, INC.

APR 29 1994

Corporations Section

Pursuant to the provisions of Article 1396-4.03 of the Texas Nonprofit Corporation Act, the Board of Directors adopt the following Articles of Amendment to the Articles of Incorporation of Comal County Child Advocacy, Inc.

ARTICLE ONE

The following amendments to the Articles of Incorporation was adopted by the Board of Directors of the Corporation on April 21st, 1994.

ARTICLE TWO

This Amendment alters Article One of the original Articles of Incorporation to read as follows:

The name of the corporation is CASA OF CENTRAL TEXAS, INC.

ARTICLE THREE

This Amendment alters Article Four of the original Articles of Incorporation to read as follows:

4. The purpose or purposes for which the corporation is organized are: To represent the best interests of physically and sexually abused children in Central Texas in criminal and civil proceedings. To be an independent voice in children's rights. To aid with case preparation; to provide assistance to other child oriented agencies; monitor cases; present and monitor legislation, heighten awareness of the public, judiciary and bar as to child abuse and recruit volunteers.

COPY

0 0 1 3 2 4 5 7 1 0

ARTICLE FOUR

The foregoing Amendments were adopted by a vote of a majority of the Board of Directors in office, there being no members having voting rights in respect thereof.

DATED: April 21, 1994

COCHAS COUNTY CHILD ADVOCACY, INC.

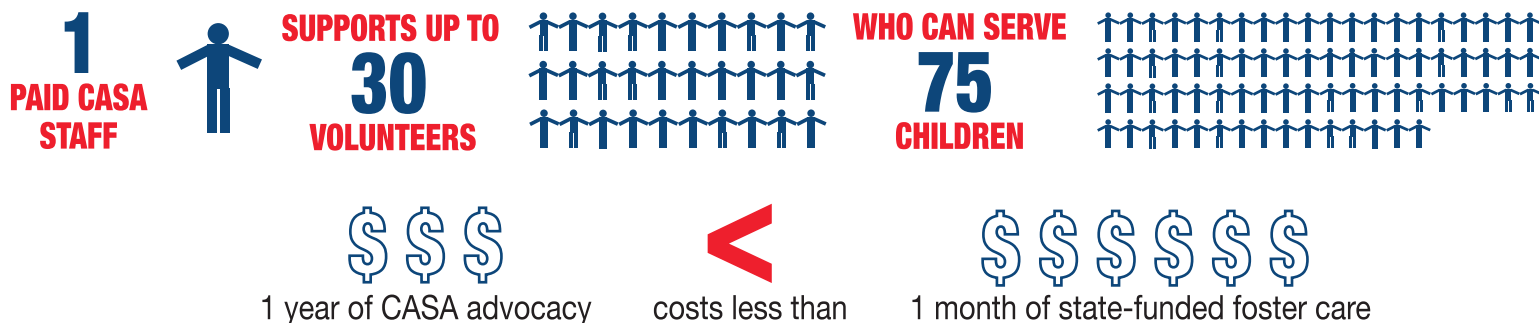
BY: Pennie R Koopman  
PENNIE KOOPMAN  
Its President

# CASA OF CENTRAL TEXAS

## SERVING CALDWELL, COMAL, GUADALUPE AND HAYS COUNTIES

When home is no longer safe and a child must enter foster care, a judge may appoint a CASA or Court Appointed Special Advocate, a trained volunteer to guide that child to a safe and permanent home as quickly as possible. CASA of Central Texas advocates for abused and neglected children in the court system by recruiting, training and supporting community volunteers. CASA volunteers are everyday people - teachers, business people, retirees, stay-at-home parents, and grandparents - who are committed to making a difference for children who might otherwise slip through the cracks of an overburdened foster care system.

### CASA IS A WISE AND EFFECTIVE INVESTMENT



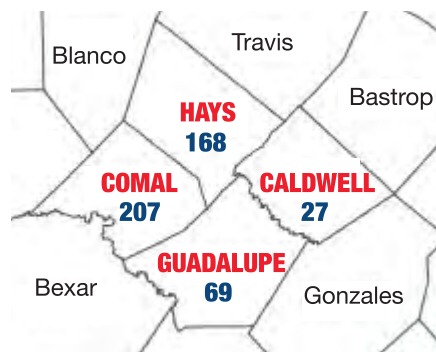
### WITH YOUR HELP, CASA CAN TRAIN MORE VOLUNTEERS TO SPEAK UP FOR MORE CHILDREN

**127,701**   
Number of children in Central Texas\* in 2015

**1110**   
Number of children in State Care in Central Texas\* in 2015


**471**   
Number of children in Central Texas\* with a CASA Volunteer in 2015


### CHILDREN SERVED BY CASA IN 2015 BY COUNTY



\*CASA of Central Texas' four-county region.

### CHILDREN WITH A CASA VOLUNTEER ARE:

  
More likely to spend less time in foster care

  
More likely to pass all classes in school

  
Less likely to re-enter care once they find a permanent home

**CASA of Central Texas, Inc.**
**STATISTICS**

	Caldwell			Comal			Guadalupe			Hays			Combined		
Category	2013	2014	2015	2013	2014	2015	2013	2014	2015	2013	2014	2015	2013	2014	2015
Child Population	10,196	10,317	10,380	27,233	27,772	28,014	39,127	39,986	40,448	45,356	47,624	48,859	121,912	125,699	127,701
Alleged Victims of Child Abuse/Neglect	461	529	614	1,080	1,371	1,284	1,295	1,475	1,539	1,486	1,527	1,689	4,322	4,902	5,126
Confirmed Victims of Child Abuse/Neglect	127	122	190	377	435	489	311	305	393	283	378	465	1,098	1,240	1,537
Children in State Care	127	119	137	243	303	411	215	195	252	183	214	310	768	831	1,110
Children Served by CASA (#)	46	38	27	175	217	207	68	57	69	132	154	168	421	466	471
Children Served by CASA (%)	36%	32%	20%	72%	72%	50%	32%	29%	27%	72%	72%	54%	55%	56%	42%
Children Without CASA Voice	81	81	110	68	86	204	147	138	183	51	60	142	347	365	639
CASA Cases	20	17	15	87	102	103	36	32	35	67	84	86	210	235	239
CASA Volunteers*	22	15	10	115	102	89	45	30	27	95	97	87	220*	244	213
Volunteer Hours	1,129	503	459	6,116	6,558	5,333	958	967	946	2,773	3,842	3,026	10,976	11,870	9,764
Volunteer Miles	13,554	5,650	5,534	47,733	58,396	56,340	10,816	7,953	8,013	25,769	29,281	32,947	97,872	101,280	102,834
Volunteer Goods	\$1,315	\$491	\$200	\$10,117	\$9,996	\$9,050	\$2,430	\$1,034	\$476	\$2,680	\$6,131	\$6,001	\$16,542	\$ 17,652	\$15,727

\*indicates total number of active volunteers; 2013, 2014 reflects that some volunteers may have worked in two different counties; 2015 shows number of volunteers FROM each county, counted only once

# new children (CPS)	48	41	53	114	135	186	52	66	128	69	106	167	283	348	534
# new children (CASA)	27	5	3	74	97	66	31	13	31	54	60	70	186	175	170
# new cases	9	3	2	32	45	32	14	7	14	28	32	34	83	87	82
# closed cases	6	4	6	29	31	40	11	11	14	15	32	32	61	78	92
# closed children (CASA)	13	14	12	52	74	81	24	19	25	38	58	59	127	165	177
# reunification	2	7	2	23	40	40	14	4	7	13	30	12	52	81	61
# adoption	1	3	5	3	2	16	5	2	4	6	11	17	15	18	42
# adoption by relative	4	1	1	12	19	12	1	2	4	6	5	9	23	27	26
# PMC to relative	5	3	2	5	9	9	1	7	3	12	7	11	23	26	25
# emancipated (18yo)	1	0	2	7	4	3	3	4	7	1	5	8	12	13	20
# extended AWOL (perm FC)	0	0	0	0	0	0	0	0	0	0	0	0	0	0	0
# terminal illness (death)	0	0	0	0	0	0	0	0	0	0	0	0	0	0	0
# other	0	0	0	2	0	1	0	0	0	0	0	2	2	0	3
# advocates disengaged	0	1	1	8	5	2	4	6	2	4	7	5	16	19	10
# new advocates sworn-in	4	3	1	18	30	13	8	10	8	27	27	25	57	70	47
# advocates reporting stats	15	8	5	74	77	66	23	16	17	56	48	57	168	149	145

**CALDWELL COUNTY CHRISTIAN MINISTRIES**

**REQUEST: \$3,044.36**  
**(same as current year distribution)**

**CCCM Foundation  
Financial Report  
Caldwell County Christian Ministries  
March 3, 2016**

	<b>Expenses</b>	<b>Donations/Interest</b>
<b><u>1<sup>st</sup> Quarter (October-Dec 2015)</u></b>		
<b>October</b>	<b>\$4344.35</b>	<b>\$6295.11</b>
<b>November</b>	<b>\$6614.38</b>	<b>\$2549.92</b>
<b>December</b>	<b>\$6752.52</b> <b>(Includes bonus for Rose/Volunteer Luncheon/Gift cards)</b>	<b>\$6350.80</b>
<b><u>2<sup>nd</sup> Quarter (Jan-March 2016)</u></b>		
<b>January</b>	<b>\$3138.27</b>	<b>\$4546.55</b>
<b>February</b>	<b>\$4374.14</b>	<b>\$2304.83</b>
<b>March:</b>		
<b>CCCM Checking account balance: March 2, 2016</b>		<b>\$2703.17</b>

**Additional accounts:**

<b>Texas Hunger Initiative</b>	<b>\$795.92 (Separate account different checks)</b>
<b>Caldwell Flood Relief</b>	<b>\$19,304.80 Initial deposit (Same account/different checks)</b>
	<b>\$6500.00 Carter Family Check # 1000 &amp; \$2203.00 Pullen Electric (Baker Family) Check #1003 (Have cleared bank)</b>
	<b>\$4404.00 Pullen Electric (Baker Family) Check #1004 \$1112.00 Martindale Apartments Check #1005 (Have been written, have not been deposited) Remaining balance: <u>\$5085.80</u></b>

**Margaret Groves and Jeannie Fox are now authorized to sign checks for CCCM.**

# Caldwell County Christian Ministries

2016 – 2017

Contributions Request



# Mission Statement

- ▶ Caldwell County Christian Ministries understands its mission to be:
  - ▶ An ecumenical coalition of religious organizations in Caldwell County, Texas, dedicated to providing services and meeting both the physical and emotional/spiritual needs for county residents in such a manner as could not be provided by a single member organization acting on its own. Our goal is to help feed as many Caldwell County residents as we can.

# Benefit of Our Organization

We offer emergency food to people in need which may or may not have any other means of nourishment for their families. We also distribute any other donations we receive such as clothing, house wares, etc. We have proudly been serving our community for over 20 years.

We serve any Caldwell County resident in need. We do not discriminate based on any race, color, age, religion, national origin, disability, gender, sexual orientation or political affiliation. We simply help supply food to feed the hungry.

Our major supplier of food is the Capital Area Food Bank in Austin, TX. We pay a shared maintenance fee for food. All other donations come from churches and individual donors. Any gift received will be utilized for purchasing food from the Capital Area Food Bank and maintaining the Food Pantry. With the increase in fuel and food, many more people are faced with the decision of how to survive. We, here at CCCM-Lockhart, are committed in serving as many people as we can.

Our hours of food distribution are Monday through Thursday, between the hours of 10:30 a.m. and 2:30 p.m. We do not charge a fee or accept any type of monetary donations from clients. We do not require any client to participate in any religious events or to join any part of this ministry or organization as a condition of receiving food or non-food items.

## Previous Year's Contribution's Summary

- ▶ Last year's contributions from the City of Lockhart were utilized entirely in paying the shared maintenance fee for food from the Capital Area Food Bank in Austin.

# Demographic Information

## January 1 – June 30, 2016

City	%
LOCKHART	56.7
LULING	54.2
DALE	13.9
MARTINDALE	3.6
MAXWELL	4.4
PRAIRE LEA	0.8
FENTRESS	0.7

# CCCM Staff and Volunteers

- ▶ CCCM-Lockhart employs one Executive Director, Director's Aide. All other positions are filled by volunteers. We have five people that comprise our regular staff. We welcome anyone physically and mentally able (for safety reasons) to volunteer his or her time here at the food pantry.
- ▶ The executive director, director's aide, and regular volunteers participate in yearly continuing education classes in nutrition and customer service, which helps us better serve our clients and community. It is required we treat all with dignity and respect while maintaining the Golden Rule as well as conforming to local, state, and federal laws and regulations.
- ▶ The executive director serves and assists the Lockhart Food Planning Association and the Lockhart Community Garden

# Statement of Work

We are requesting the City of Lockhart match their generous contribution from last year's budget.



# Caldwell County Christian Ministries

- ▶ L. Rose Dunn – Turner, Executive Director
- ▶ PO Box 1258
- ▶ 901 Bois D'Arc Street, Suite B
- ▶ Lockhart, TX 78644
- ▶ Hours of Food Distribution: Mon-Thurs, 10:30 a.m.-2:30 p.m.

Internal Revenue Service  
District Director  
1100 Commerce Street  
Dallas, TX 75242-0000

Department of the Treasury

Date: May 05, 1993

Caldwell County Christian Ministries  
216 W. San Antonio  
Lockhart, TX 78644-2656

Employer Identification Number:

74-1930729

Contact Person:

Shari Flowers

Contact Telephone Number:

(214) 767-3526

Addendum Applies:

No

Dear Applicant:

Based on the information you recently submitted, we have classified your organization as one that is not a private foundation within the meaning of section 509(a) of the Internal Revenue Code because you are described in sections 509(a) (1) and 170(b) (1) (A) (vi).

Your exempt status under section 501 (c) (3) of the Internal Revenue Code as an organization described in 501 (c) (3) is still in effect.

This classification is based on the assumption that your operations will continue as you have stated. If your sources of support, or your purposes, character, or method of operation change, please let us know so we can consider the effect of the change on your exempt status and foundation status.

This supersedes our letter date January 1981.

Grantors and contributors may rely on this determination unless the Internal Revenue Service publishes notice to the contrary. However, if you lose your section 509 (a) (1) status, a grantor or contributor may not rely on this determination if he or she was in part responsible for, or was aware of, the act or failure to act, or the substantial or material change on the part of the organization that resulted in your loss of such status, or if he or she acquired knowledge that the Internal Revenue Service had given notice that you would no longer be classified as section 509 (a) (1) organization.

As of January 1, 1984, you are liable for taxes under the Federal Insurance Contributions Act (social security taxes) on remuneration of \$100 or more you pay to each of your employees during a calendar year. You are not liable for the tax imposed under the Federal Unemployment Tax Act (FUTA).

You are required to file Form 990 only if your receipts each year are normally more than \$25,000. For guidelines in determining whether your gross receipts are "normally" more than \$25,000 see the instructions for Form 990. If a return is required, it must be filed by the 15<sup>th</sup> month after the end of your annual accounting period. A penalty of \$10 a day is charged when a return is filed late unless there is reasonable cause for the delay. However, the maximum penalty charged cannot exceed \$5,000 or 5 percent of your gross receipts for the year, whichever is less. This penalty may also be charged if a return is not complete so please be sure our return is

**City of Lockhart  
FY 2016-2017 Budget  
Preliminary Budget & Tax Rate Adoption Calendar**

**Tuesday, July 5, 2016**

*Regular Council Meeting*

**Council Budget Workshop/Meeting 6:30 PM**

1. Present and Discuss Budget
2. Set Public Hearing Date for Budget - Sept. 6, 2016

**Tuesday, July 12, 2016**

**Council Budget Workshop 6:30 PM**

1. Discuss Budget
2. Non-Profit Presentations

**Tuesday, July 19, 2016**

*Regular Council Meeting*

**Council Budget Workshop/Meeting 6:30 PM**

1. Discuss Budget

**Thursday, July 28, 2016**

**Council Budget Workshop 6:30 PM**

1. Discuss Budget
2. GBRA & CCAD Budgets

**Thursday, August 4, 2016**

*Regular Council Meeting*

**Council Budget Workshop/Meeting 6:30 PM**

1. Discuss Budget

**Thursday, August 11, 2016**

*Publication of effective and rollback tax rate calculation in local newspaper and posted on website.*

**Thursday, August 11, 2016**

**Council Budget Workshop/Meeting 6:30 PM**

1. Adopt certified tax property roles for the City of Lockhart
2. Discuss Budget
3. Announce Public Hearing Date - Sept. 6, 2016

**Monday, August 15, 2016**

*Send "Notice of Public Hearing" information to newspaper.*

**Tuesday, August 16, 2016**

*Regular Council Meeting*

**Council Budget Workshop/Meeting 6:30 PM**

1. Discuss Tax Rate
2. Take record vote, if motion passes schedule and announce date & time of public hearings on proposed tax rate.
3. Discuss Budget

**Thursday, August 18, 2016**

**Council Budget Workshop 6:30 PM**

1. Discuss Budget

**Thursday, August 18, 2016**

*"Notice of Public Hearings on Tax Increase," if necessary and "Notice of Public Hearing" on budget appears in newspaper.  
(At least ten days prior to public hearing.)*

**City of Lockhart  
FY 2016-2017 Budget  
Preliminary Budget & Tax Rate Adoption Calendar**

**Friday, August 26, 2016**

*Send "Notice of Public Hearing" information to newspaper.*

**Tuesday, September 6, 2016**  
*Regular Council Meeting*

**1<sup>st</sup> Public Hearing on Tax Rate/ Public Hearing on Budget (7:30 PM) and Council Meeting 6:30 PM**

1. Hold Public Hearing on Tax Rate and Budget.
2. Budget Workshop - Discuss Budget
3. Budget Workshop - Discuss Tax Rate

**Thursday, September 8, 2016**

*"Notice of Public Hearings on Tax Increase," if necessary appears in newspaper.  
(At least seven days prior to public hearing.)*

**Monday, September 19, 2016**

*Send "Notice of Vote on Tax Rate" information to newspaper.*

**Tuesday, September 20, 2016**  
*Regular Council Meeting*

**2<sup>nd</sup> Public Hearing on Tax Rate (7:30) / Budget Workshop and Council Meeting 6:30 PM**

1. Public Hearing on Tax Rate. Schedule and announce date & time of meeting to adopt tax rate and budget, 3-14 days from this date.
2. Budget Workshop - Discuss Budget
3. Budget Workshop - Discuss Tax Rate

**Thursday, September 22, 2016**

*"Notice of Vote on Tax Rate", appears in newspaper.*

**Tuesday, September 27, 2016**

**Special Council Meeting to Adopt Budget and Tax Rate 6:30 PM**

1. Discuss and take appropriate action on Budget Adoption Resolution.
2. Discuss and take appropriate action on Tax Rate Adoption Resolution